



WELCOME TO AGANA

Click the photo!

Don't just sail,
 **Sunsail**



Book with
Confidence
See the world, differently.



This eGuide was made by SunSail co. and is meant to be used for informational purposes only as well as to give you general information and general understanding of the region. By using this eGuide you understand that some changes in information are possible and that this eGuide is no substitute for a full Chart and Area Briefing or official charts issued by the government.



WELCOME TO SUNSAIL AGANA

“
On behalf of the Sunsail Agana Team, I would like to welcome you to Croatia. I wish you an enjoyable time cruising around our beautiful islands. Keep an eye out for email from Sunsail before your arrival, as we like to help you prepare for your charter in advance. Please do not hesitate to contact a member of the team if there is anything we can do to make your time with us even more enjoyable.”

Antonio Lipanovic, Base Manager

SHARE YOUR SUNSAIL EXPERIENCE

We love to see what you've been up to on your holiday. Share your photos on Facebook, Twitter and Instagram making sure to tag:

#sunsail @sunsailholidays #sunsailagana



TABLE OF CONTENTS

Click on the title or page number to be linked directly to the corresponding page

MARINA AGANA	6
Base and the town of Marina Facilities	6
Team Contact Numbers	7
Airport Transfer and Car rental	7
Hotels and Restaurants	8
UPON ARRIVAL	9
Check in at our reception	9
Embarking time and Early boarding	9
What can you do whilst waiting for your boat?	9
Area and Boat briefings	10
Provisioning	10
Safety net	10
Cool boxes and Barbecue	11
WiFi, Music and Electricity	11
Starter Pack	11
Morning Yacht Return	11
Yacht Damage Waiver and Security Deposit	12
Luggage Storage	12
Before leaving Agana	12
Overnight options and prices	13
4-hour breakdown guarantee	13
Boat papers and mooring fees	14
WHEN YOU RETURN TO AGANA	15
Return to Agana procedure	15
Before you leave your boat	15
USEFUL INFORMATION	17
Non-Sailing Activities: Konoba and Peka	17
Wine Tasting	17
Diving and Fishing	18
Watersports	19
Currency & credit cards	19
Gratuity	19
Language - Useful words & phrases	19
Weather Forecast	20
Fuel Stations and Medical contact details	20
Berthing Tips	21
Sustainability	22
DESTINATIONS & ITINERARIES	24
FLOTILLA ROUTES	24
Hvar Flotilla	24
Krka Flotilla	24
Vis Flotilla	25
Wine Flotilla	25

AMBER AND RED ZONES

28 / 29

SUGGESTED ITINERARIES

30 / 31

DESTINATIONS SOUTH OF AGANA

32

Trogir	32
Split	33
Maslinica - Šolta	33
Sešula - Šolta	34
Stomorska - Šolta	34
Bobovišća and Milna - Brač	35
Pučišća - Brač	36
Omiš	36
Jelsa and Vrboska - Hvar	37
Starigrad - Hvar	38
Hvar Town - Hvar	38
Palmižana Marina - St. Klement Island	39
Vis Town - Vis	39
Komiža - Vis	40
Šćedro	40
Korčula Town - Korčula	41
Lastovo	41

DESTINATIONS NORTH OF AGANA

43

Rogoznica	43
Primošten	44
Zlarin Town - Zlarin	45
Skradin and Krka National Park	45
Prvić Luka - Prvić	46
Tribunj	46
Kaprije	47
Žirje	48
Kornati	48





MARINA AGANA

AGANA MARINA FACILITIES

Toilets & Showers - Next to the Sunsail Lounge Area. Open 24 Hours.

Ice for sale at Reception

Water & Electricity on Docks

Free Wifi on the Sunsail docks and in the Sunsail Lounge Area:

Network Name: AGANA GUEST

Password: sunsail/moorings

Laundry room (Mon-Sat 07:30 - 19:30, Sun 07:30 - 13:30 | Pay at **main** reception)

ATM - Next to Sunsail Reception

La Barca Restaurant & Cafe (08:00 - 24:00)

Car Parking Spaces - Pay at marina Reception

THE TOWN OF MARINA FACILITIES

Several Restaurants

Supermarkets:

- Tommy (Daily 07.00 - 21.00)
- Large Studenac (Mon - Sat 06:30 - 22:00, Sun 07:00 - 21:00)

Bakery

Fresh Fruit & Vegetable stands

Pharmacy (Mon - Fri 07:00 - 20:00, Sat 07:30 - 15:00)

Ambulanta (Local Doctors Surgery)

Currency Exchange Office NOT AVAILABLE

Post Office (Mon 08:00 - 17:00, Tues - Fri 08:00 - 15:00)

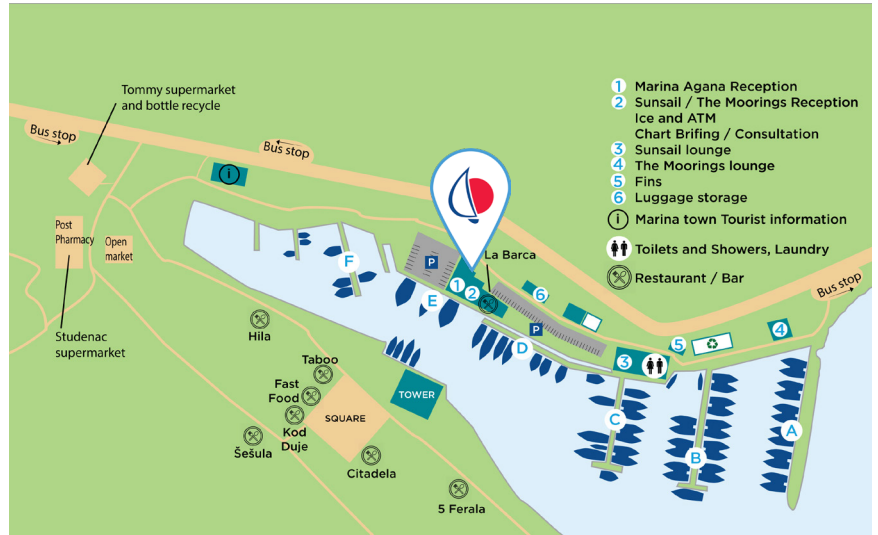
Beaches

TEAM CONTACT NUMBERS

Customer Service	00 385 21 889 477	(Office hours)
	danijela.jakovljevic@thlmarine.com	
Technical Support	00 385 99 8138 624	(24 hours)
VHF	77	Sunsail (working hours)
	17	Marina Agana (outside w.o.)

Reception Office Hours

Sun - Thu / 08:30 - 16:30
Fri - Sat / 08:30 - 19:00

If you arrive outside of working hours, there will be a letter of arrival waiting for you on the reception door.

AIRPORT TRANSFER

We are happy to organize a transfer for our guests, either from the airport or any other place, to ensure a worry-free arrival and departure. Contact your booking agent with the correct time and place of the pickup and the number of people, or contact the base via e-mail. Price of transfer **to the base** are as follows:

From	Split airport:	Split town:	Zadar airport:	Dubrovnik:
1-3 pax	58 €	114 €	338 €	569 €
4-7 pax	97 €	144 €	399 €	670 €
8 or more pax	12 € per person	23 € per person	453 €	855 €

There are also regular shuttles driving from the airport to Trogir and Split towns, or you can pick up a taxi upon landing. Both of these towns' bus stations also offer luggage storage, which comes in handy for some last-minute pre-departure sightseeing opportunities.

CAR RENTAL

It is fairly easy to get around Croatia with a rental car. There are a couple of major car rental companies at the airport. Renting from the base is also possible, if the rental company delivers. If you need additional advice, please contact Sunsail Customer Service.

Nova Rent-a-car

00 385 98 9836 950

info@novarentacar.hr
novarentacar.hr

HOTELS

Many of our Sunsail guests love to use the opportunity and explore the awe-inspiring Croatian coast a little bit longer. For those looking for accommodation in the vicinity of our base, here is what we suggest:

- Hotel Marinus in Marina town (across from base)
hotelmarius.com 00 385 21 202 000 info@hotelmarius.com
- SKY beach hotel (just 3 minutes by car from Agana base)
sky-beach.com 00 385 97 74 40 500 holiday@sky-beach.com
- Hotel Pašike in Trogir
hotelpasike.com 00 385 21 885 185 info@hotelpasike.com
- Hotel Ola in Trogir (adults only)
hotelola.hr 00 385 21 798 600 ola@hotleola.hr
- Cornaro Hotel in Split
cornarohotel.com 00 385 21 644 200 info@cornarohotel.com
- Perla Resort in Rogoznica
perla-resort.com 00 385 99 293 8743 perlaresort@kruscica.com
- Hotel Zora in Primošten
hotelzora-adriatic.com 00 385 (0)22 581 111 hotel-zora@adriatic.com

RESTAURANTS

Marina Agana is situated in the center of a lovely village with a couple of nice restaurants. If you need a table for a group, reservations are required. The base front desk will be pleased to assist you with a booking.

- Kod Duje 00 385 21 889 563
- Konoba Marina 00 385 91 5142 749
- Konoba Hila 00 385 91 7820 076
- Sky Beach rooftop bar & restaurant 00 385 97 7440 500



UPON ARRIVAL

CHECK IN AT OUR RECEPTION

When you arrive in Marina Agana, please go to the Sunsail Reception where our team will help you check in. Please ensure you have the following items ready:

- Passport or Identity Card - we encourage you to fill out your crew list details in advance online: sunsail.com/manage-my-booking
- **Original** Skippers Licence
- **Original** VHF Licence
- Mobile phone number
- Credit Card in case you plan to purchase any of the Optional Extras (please mind that cash, Amex and Diners cards are not accepted)

EMBARKING TIME

Our official boaring time is **18:00** (or **15.00** for early boarding option), however, we always do our best to have all yachts ready as early as possible, and appeal for your patience and understanding.

Please leave your mobile phone number with reception and/or your hostess who will inform you when your yacht is ready.

WHAT TO DO WHILST WAITING FOR YOUR BOAT

- Go to one of the pebble beaches either side of the bay
- Explore the tiny Marina village
- Provisioning
- Have lunch in one of Marina's local restaurants
- Read through the Brief List for your boat
- Watch [prerecorded](#) briefings online or in the lounge.
- Visit Trogir (only 15 minutes by taxi)
- Visit Split (only 40 minutes by taxi)
- Visit Šibenik (only 45 minutes by taxi)



EARLY BOARDING

is now available in Agana! Check the pricing with your holiday planner and get on board at **15.00** instead at 18.00!



AREA BRIEFINGS

Agana briefings are now available [online](#). We ask the guests to view both area and safety briefings before arrival in order to get the best information about the region.

After viewing it, you are welcome to send any questions via email to our local Chart Briefer or Sales Agent.

Guests can also have consultations with a chart briefer upon arrival. Only Skipper and First Mate can participate in the consultations. These are arranged at the Reception upon arrival.

BOAT BRIEFINGS

Upon check-in procedure, you will receive a Boat Brief list. Please read through it carefully in order to be ready for your on-board boat briefing.

Once you have boarded your boat, a technician will come aboard and explain all operating systems to you. This will include the rigging, electronics and safety equipment.

Ensure you are familiar with everything onboard your yacht. It is important you are aware of the location of all safety equipment (lifejackets, harnesses, first aid kit, fire extinguishers, fire blanket and tool box) before departure.

PROVISIONING

We recommend ordering in advance on store.sunsail.com, just please note that it should be done at least a week prior to your embarkation. Also, make sure you select the correct Sunsail base while ordering.

If you have preordered provisioning for your boat, please check your order is complete as a provisioning representative will come by to sign everything is in order. If you have chosen to pay on arrival, please do this at reception by 18.00.

You can also stock up in town- Tommy and Studenac supermarkets are open by 21.00 in the season.

Due to COVID-19 we are no longer providing snorkelling masks onboard, but they can also be ordered online!

SAFETY NET

In order to have the youngest sailors safe and sound on the water, we can put up a safety net on your boat. Please be aware that this takes time and preparation, so order the setting up of the safety net at least one week prior to your arrival.

COOL BOXES

All Sunsail Catamarans are equipped with cool boxes - one per boat.

BARBECUE

Due to fire hazards in Croatia, it isn't allowed to have a charcoal barbecue on-board, so please be understanding.

WIFI

All Sunsail yachts have WIFI options on board, so please ask at the reception for more details.

MUSIC

All of Sunsail's Yachts Stereos can be paired via Bluetooth.

ELECTRICITY

The standard voltage on all yachts is 12 volts, and 220V sockets are 2-pin European style. There are also plenty of USB sockets throughout the yachts' interior.

The base also provides adapters, however it is also good to have your own if you need multiple ones.

All our catamarans have a generator, so 220V AC is available while plugged into shore power, and while the generator is running.



STARTER PACK

We try to make our yachts as comfortable as possible for all our guests. That is why, in addition to towels and linen prepared in your cabin, you will find a starter package on board to ease the first moments of your holiday, even without going to the store.

It contains: Water, Tea bags, Coffee sachets, Milk, Sugar, Dishwashing liquid, Soap, Sponge, Paper towels, Toilet paper, Matches, Floor cloth, WC detergent, and Rubbish bags.

Please understand that the quantities are just a courtesy for your start and you will need to restock according to your needs.

MORNING YACHT RETURN

All the boats are required to be back in the base by 18:00 on Friday (the day before disembarkation). This enables the base staff to give their full attention to the guests' check out procedure, and the guests to disembark the boat at 9.00 Saturday (last day) without a big commotion.


If you feel like you need one additional night outside of the base - enquire with your booking agent or directly at our reception for prices and availability of the Morning Yacht Return option. Please note that **disembarkation is still 9.00.**

YACHT DAMAGE WAIVER AND SECURITY DEPOSIT

Forgot to get YDW before you departed? We've got you covered! Purchase it on the reception and don't worry about possible damage! Inquire at the reception for further details.

Please be aware that in case of damage to the boat or loss of equipment onboard, Sunsail maintains the right to keep a correspondent amount of the security deposit.

If damage to the boat is done through gross negligence and above the value of the given security deposit, the guest may be liable to pay the full cost of the damage.



BEFORE LEAVING AGANA

- Check your safety equipment with your briefer:
 - Check that your snorkelling vests are loaded, and that you have the correct sized snorkelling fins in your lockers. If you require additional ones or different sizes, you will find these in the wooden box next to Dock B. Kindly return any spares to the box. Due to COVID-19 measures, **we are no longer providing snorkelling masks or snorkels onboard**, but they are available in the shops or on our provisioning pages [online](#).
 - All yachts are equipped with adult life jackets, harnesses, snorkel vests & diver down flags. You can see all this equipment demonstrated in our [online safety briefing](#). This safety equipment will be displayed in the saloon of your boat on boarding - If you have any questions feel free to ask our base staff during your briefing.
 - Check if you need kids life jackets. We have plenty at the base so ask for one in case you need it. or you can bring your own. This ensures that children have correctly fitting jackets that are comfortable for them.
- Please ensure you have all the kitchen equipment and bedding you require. Extra bedding and some cooking utensils are available upon request.
- Make sure your fuel and water tanks are full.
- Make sure you have your boat papers, you are well provisioned and have enough cash.
- Don't forget your boarding plank or electricity cords while sailing out.

LUGGAGE STORAGE

In the base are storage facilities for your bags while waiting for the yacht, whilst you are out sailing or while you are waiting for your transfer once your holiday has come to an end.

The storage area is lockable and the bags are stored at owners risk, and Sunsail cannot be held responsible for any loss or damage.

OVERNIGHT OPTIONS AND PRICES

There are a number of different mooring options in Croatia; marinas, town quays, mooring buoys and anchorages.

Anchoring is possible almost everywhere, but please don't do it if you notice an up-side-down anchor sign - meaning no anchorage is allowed. If you anchor closer than 300m from buoys or harbours under concession, you will be charged for anchoring.

Mooring buoys are either owned by a restaurant- in which case you are expected to dine with them (just call ahead and make dinner reservations to book a buoy), or they are under concession- meaning you have to pay for your stay (usually around 40 Euro for a 40-foot monohull).

Town quays or **harbours** are NOT the same thing as a marina- they are cheaper, not reservable, cash-only facilities and they DO NOT use **VHF 17** for contact upon approach. Some have their own frequency (VHF 09 on Hvar island), but most of them operate on line of sight and on first comes - first served basis. Like marinas, most of them have water, electricity and shower facilities in the southern region, but are much more affordable in price (70 Euro for a 40-foot monohull; double for cats, you can view exact pricing [here](#)).

Most wide-spread brand of **marinas** in Croatia is the Adriatic Club International (ACI). Their prices, locations and procedures are to be found on aci-marinas.com. Make sure to check out the DESTINATIONS section of this guide for web pages of other marinas found along the coast.

All mooring fees are dependent on the size of your yacht and the marina/quay pricing policy, and for catamarans the prices are always +50 or 80% of the listed price.

4 HOUR BREAKDOWN ASSISTANCE COMMITMENT

We want to make sure your sailing vacation is fun, memorable and successful. So if you have any problems during your yacht charter, please call us and we'll sort them out within 4 working hours from your call. Check out more details [online](#).

IT COVERS

- Engine
- Transmission
- Windlass
- Sails
- Standing and running rigging
- Battery and alternator

IT DOESN'T COVER

- Electronics and Generator
- VHF
- Refrigeration
- Air conditioning
- CD player
- Marine toilets
- Water pump
- Dinghy and outboard
- Depth and speed instruments

Note: Breakdowns occurred outside the defined sailing area and hours (8am-5pm), problems due to user negligence, bad weather or force majeure are not covered.



BOAT PAPERS & MOORING FEES

Your boat papers are an identification file for your yacht; they contain all of the documents required for you to charter one of our boats in Croatia. Legally these documents MUST be onboard your yacht at all times whilst cruising.

The best place to keep your papers is in the chart table and remove them only when asked. When you arrive at a marina or town quay, the marina staff or harbour master will collect your papers from you. Before you depart you must collect your boat papers and pay the mooring fee for your berth. Please take care of these papers and make sure to never leave any harbour without them. The coastguard police do occasionally carry out random checks, if you are stopped and do not have your boat papers you will be fined and your boat could be impounded.

Boat papers will not be taken from your boat in case you are spending a night on a mooring buoy. A staff member will come to your boat to charge the mooring fee for the buoy. You should always insist to see identification before paying and make sure you have a receipt.

COASTGUARD

During your cruise you may get stopped by the coastguard; who carry out regular checks during the season. They will check your crew list to make sure it is accurate, the registration documents of the boat, your tourist status report and you will need to show your skippers licence. You may be fined if there are passengers onboard that are not listed on the crew list, or if you do not have a valid skippers licence.



WHEN YOU RETURN TO AGANA

RETURN TO AGANA PROCEDURE

- Please empty all holding tanks and bilges before returning to base.
- If you have NOT prepaid for fuel, please make sure to refuel your boat; note there is no facility to refuel in Marina Agana (see pg. 20).
- Use **VHF channel 77** to call Agana Sunsail base; please only radio as you approach the breakwater (Use Channel 17 for Marina Agana if you arrive outside working hours).
- You will be given assistance during the mooring procedure in the base. If you feel you need additional support while entering the port, make sure to let the harbor master know.

BEFORE YOU LEAVE YOUR BOAT

Please ensure:

- You have had a debrief with one of our technicians; please inform the technician of any faults on the boat. This enables us to keep our boats in the best condition and ensures the boat will be ready for the next customer.
- Water tanks have been refilled.
- Sheets and towels are left in the cockpit or saloon.
- All rubbish has been removed and disposed of in marina bins.
- The kids life jackets have been left on the yacht.
- All personal possessions have been removed; please check thoroughly as items are often left onboard.
- Navigation equipment; including all charts and pilot books, has been returned to the chart table, and all cockpit instruments have been covered.
- In case you had WiFi onboard - leave it on the chart table to be picked up in the morning.
- All hatches are closed.
- The keys have been left in the chart table.
- Your transfer has been arranged with customer service team.
- The boat should be left in a good seamanlike condition. If this is not the case, there is a possibility of additional cost.
- Please fill out the online survey once the email from Sunsail arrives.



REMEMBER

Return to base by 18.00
Friday.

Disembarkation is on
Saturday by 9.00.



Optional Extras

IF YOU DIDN'T PRE-ORDER YOUR OPTIONAL EXTRAS, PLEASE ASK AT THE RECEPTION

ONE / TWO PERSON KAYAKS

Our one- and two- person kayaks provide the freedom of exploration of our bays and beaches.

STAND UP PADDLE BOARDS (SUPs)

SUPs are a great way to explore our coastline and beaches. They are light and easy to manouver which makes them the ideal tool to find your very own private spots.

ENJOY A CAREFREE HOLIDAY... ON THE WATER

STAY CONNECTED

Looking for WI-FI Internet connection while sailing around the globe? For a nominal fee, you can check your email, read the [Sunsail blog](#) for sailing tips and keep up on social media. If cutting the cord on your vacation isn't an option, ask your Sun-sail Holiday Planning Specialist about adding WI-FI to your sail-ing package.



USEFUL INFORMATION

NON-SAILING ACTIVITIES

Konoba and Peka

You will see the word; “Konoba” on many restaurants; these are traditional restaurants that serve fresh local food. Many Konobas will serve “peka”; a traditional way of cooking meat. Usually lamb, veal, octopus or fish are placed in a pan with potatoes, olive oil and herbs, then covered with a metal bell (the peka) and surrounded by hot embers to cook for 2-4 hours. The result is succulent, tender meat and delicious potatoes. If you wish to try “peka”, you will need to preorder and give the restaurant 3-4 hours notice.



Wine Tasting

Croatian Wine making goes back thousands of years. Ask in restaurants about local wines and wine tasting as production is usually done locally on a small scale. Try:

Tomic winery, Jelsa on Hvar island
Sladic Vineyard, near Skradin
Lipanovic Winery, Vis town on Vis island
Agrotourism Kaštelanac, Šolta island
Zlatan otok Winery, on the southern side of
Hvar island in Sv.Nedjelja, ripening under the sea

bastijana.hr
vinarija-sladic.com
00 385 91 547 2766
agroturizamkastelanac.com
zlatanotok.hr



Diving

Croatia is home to some of the most beautiful diving sites in the world, from huge walls abundant with fish and sealife, to sunken wrecks of ships and bombard airplanes, the choice is up to you.

Diving is strictly regulated and prohibited in many areas, so we recommend using a local diving school as all permits will be covered and your instructor will be able to show you all the best spots! Contact them in advance to hire gear which can be delivered directly to your boat before embarkation, and do not forget your diving license!

Pongo Diving Centre in Primošten 00 385 (0)91 6799 022

Issa Diving Centre in Komiža, Vis 00 385 (0)91 2012 731

pongo.hr

scubadiving.com



Fishing

Fishing is always a great way to add to one's diet when on-board. Croatia has a great variety of fish, and they are all delicious, especially when just caught. An old Dalmatian proverb says that a fish needs to swim three times: first time in the sea, then in olive oil, and lastly in wine; so make sure you have enough of each to enjoy like a local!



Before setting out on a fishing expedition along Croatian shores, it is important to have a proper license. One can very easily be obtained online upon arrival at: ribarstvo.mps.hr.

Fishing equipment can be rented from SAN PJERO - Fishing Tackle Rental, who will bring you your rented equipment to the base. Check out their web site here: sanpjerofishing.com and feel free to reach out to our Customer Service team in advance to order your equipment. Price is from 150 € per week, and includes 3 or 4 rods, tools, hooks, sinkers, etc. San Pjero can also help out with everybody's fishing license so you get it all in one place!



Watersports

Jet Ski

Rent a jet ski in Marina town

00 385 91 753 6972

Wind Surfing, Kite Surfing

Big Blue Sport in Bol

00 385 91 4497 087

bigbluesport.com

Windsurfing Centre Medena in Trogir

00 385 91 921 6386

Mali Viganj Windsurfing in Jadrija (Šibenik)

00 385 98 497 068

Sightseeing, Horse riding, ATV Quad tours, Rafting

splitoutdooradventure.com

00 385 91 1515 451

Wakeboard

Try wakeboarding in the new cable park, or rent equipment for you sailing

Cable Park Split

00 385 91 202 9079

cablepark-split.com



Experience all of the above! For more info we suggest you also get some inspiration online: getyourguide.com

CURRENCY & CREDIT CARDS

From January 2023, Croatia is accepting Euro as a payment currency. There are many ATMs, banks and exchange offices in Croatia where you will be able to withdraw cash. It is a good idea to carry cash, as many places are unable to accept credit card payments. Larger restaurants, marinas and supermarkets are able to process card payments, although American Express and Diners are almost never accepted, so it is always best to ask in advance.

GRATUITY

In Croatia, gratuity is not included in your receipt. It is considered normal to leave a tip based on the satisfaction of the service that was provided to you. That goes mostly for restaurants and other food & beverage- selling facilities, but also for all other services- like dock hands, sailors, skippers or other staff.

LANGUAGE - USEFUL WORDS & PHRASES

Thank You	Hvala	Beer	Pivo
Yes	Da	Wine	Vino
No	Ne	Water	Voda
Good Day	Dobar dan	Milk	Mlijeko
Hi / Bye	Bok! or Ciao	Bread	Kruh
Please	Molim	Butter	Maslac
Cheers!	Živjeli!	Bakery	Pekara
Bon appetit	Dobar tek!	Butchers	Mesnica



WEATHER FORECASTS

Most town quays and marina offices will provide a local weather forecast upon request. You can also find weather forecasts like this:

Internet VHF Radio

windy.com or meteo.hr

3 times a day in English and Croatian

Channel 16 at 07:45, 14:45, 21:45 (summertime)

FUEL STATIONS

1. Baotic marina
2. Trogir
3. Rogač, Šolta
4. Milna, Brač
5. Vis, Vis
6. Kremik marina
7. Šibenik
8. Split
9. Bol. Brač
10. Vrboska, Hvar
11. Korčula
12. Makarska



HOSPITALS/ MEDICAL CENTRES & CONTACT NUMBERS

Split	+385 (0)21 556 111
Šibenik	+385 (0)22 641 204
Hvar	+385 (0)21 741 103
Brač	+385 (0)21 635 112
Rogoznica	+385 (0)22 559 045
Primošten	+385 (0)22 570 033
Dubrovnik	+385 (0)20 431 777
Zadar	+385 (0)23 315 677

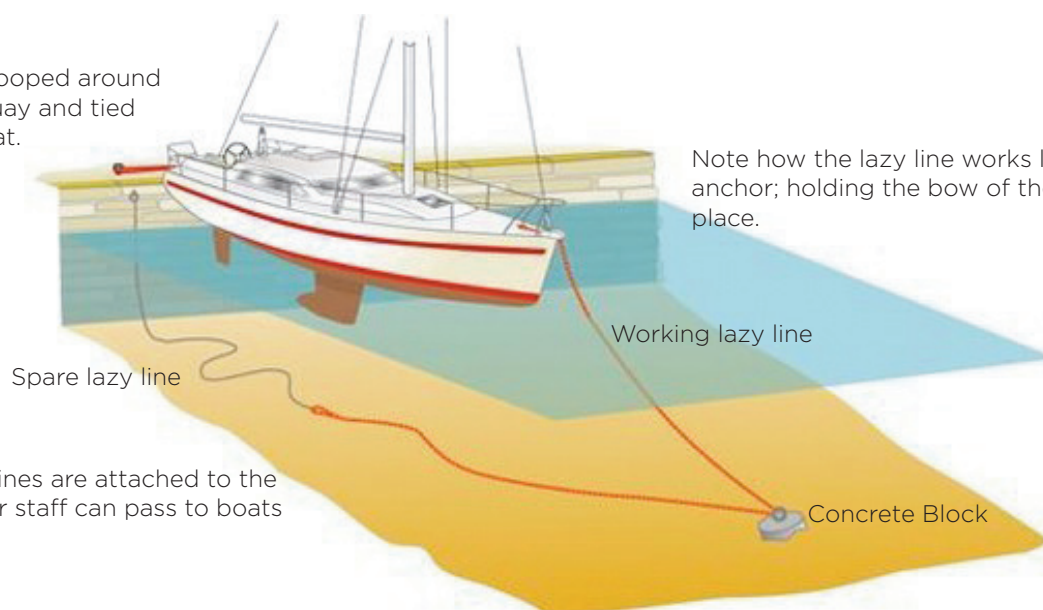
A **Medical Booklet** can also be found both **on-board** and **online**. It contains detailed information about epidemiological and medical centers of the region.

BERTHING TIPS

In most marinas and town quays the standard method of berthing is stern-to with lazy lines (mooring lines).

Stern lines are looped around cleats on the quay and tied back on the boat.

Note how the lazy line works like an anchor; holding the bow of the boat in place.



Note how lazy lines are attached to the quay so harbour staff can pass to boats as they berth.

PREPARING YOUR BOAT

- Prepare two stern (back) lines; one on each side. Make sure to attach “outside everything” to the stern cleats with a bowline, so they can be passed directly to marina staff (or your lead crew) without getting tangled.
- Move your dinghy to the bow and securely tie to the pulpit; ensuring both cleats remain free for your lazy line.
- Secure fenders to the guard wire, spread evenly on each side of the boat, the forward one should not be more than about 1 metre in front of the shrouds. Ensure the top of each fender is at deck level.

PREPARING YOUR CREW

- Have at least 1 crew member ready to throw the windward stern line to the harbour staff. Always ensure your windward line is given first (i.e. the line that is on the side the wind is blowing from).
- Have a crew member with a boat hook at the stern of the boat ready to take the lazyline from the harbour staff. They will then walk with this, passing it “hand over hand” to the bow of the boat, pull in the slack and fix to the bow cleat. Make sure to pull in the slack from the concrete block, not from the quay and to drop all excess rope back into the water, not onto the deck.

TAKE NOTE

- All of our boats will experience some “prop kick/walk”. This means that as you engage reverse gear, the stern of the boat will kick one way or the other before you start to move backwards and gain steerage.
- Unless the wind is strong it is recommended to berth as slowly as possible, whilst still maintaining control.
- Give yourself plenty of space to get used to handling your boat in astern and take your time.

SUSTAINABILITY

As passionate sailors, we want to look after the beautiful oceans and wildlife. It's all about the little things, which collectively make a big difference. Here's a few tips on how to minimise your footprint when sailing:

- Never throw anything into the sea.
- Use holding tanks in marinas and at anchorages. Empty them when at least two miles from the nearest land.
- Be careful while anchoring.
- Do not collect any shells from the beach or the sea.
- Avoid any accidental spills into the sea when refueling.
- Turn off electricity.
- Minimise plastic.
- Take short showers.
- Buy local.
- Use eco-friendly and fair-trade products.
- Recycle and reuse.
- Sail! Use less motor.

To learn more about our sustainability activity and work with charities around the world, from protecting the local marine life, to introducing local recycling programmes, visit sunsail.co.uk/sustainable-travel.



YOUR SAFETY

Please locate your safety card when you get onboard & ensure that all crew read it before leaving the marina. If you cannot find it, then please contact reception who can provide a replacement. Although you will have watched the online safety briefing before leaving home, we recommend that you all re-watch the video before leaving the dock. This can be done on your own devices using the link: [online safety briefing](#).

We care a lot about your personal safety, so please read more about these topics in the safety card:

- **Accidents & Illness**
- **Be Aware & Safe**
- **Swimming & Beach Safety**
- **Alcohol & Drugs**



SWIM SAFE

Swimming is often a fun and important part of a vacation. However, local rules, flag systems, currents and where swimming may be permitted, can be different and vary from country to country. We strongly recommend that you and all your crew read through our 'swim safe' information [online](#) before you travel – Unfortunately even the strongest of swimmers can get into difficulties. The information on our website covers children, your surroundings, looking out for others, and not overestimating your own ability. Snorkel vests, Life Jackets and Diver Down flags are all available on board.

**YOUR BOAT.
OUR RESPONSIBILITY.
YOUR WORLDWIDE
SAILING ADVENTURES.**

No matter what **size** yacht you buy, our Ownership Benefits are the **same** for everyone!

- Guaranteed income of 9% annually, regardless of charter activity
- Owner's use of up to 12 weeks per year
- Access to other yachts or sister ships at destinations worldwide
- Zero operating, insurance or maintenance costs
- Professional maintenance by Sunsail included at no charge
- A dedicated owner care team for your vacation planning and assistance

INTELLIGENT YACHT OWNERSHIP.

Get more information on [sunsailyachtownership.com](https://www.sunsailyachtownership.com)



FLOTILLA ROUTES

HVAR FLOTILLA - 1 WEEK

- Explore Hvar island and town of Jelsa
- Island hopping, with longer distances for sailors wanting more time on the water
- Freesail day - Visit Pakleni islands opposite Hvar for great snorkelling, sailing and diving



DAY 1

Marina Agana

DAY 2

Maslinica - Šolta

DAY 3

Milna - Brač

DAY 4

Jelsa - Hvar

DAY 5

Free Sailing Day
(visit Stari Grad or Hvar towns)

DAY 6

Šešula - Šolta

DAY 7

Marina Agana

KRKA FLOTILLA - 1 WEEK

- Small distances and plenty of downtime
- Traditional fishing villages
- Freesail in stunning Krka National Park and waterfalls, or Šibenik town
- Try some Croatian wine



DAY 1

Marina Agana

DAY 2

Drvenik Veli

DAY 3

Zlarin

DAY 4

Žirje

DAY 5

Free Sailing Day
(visit Krka NP)

DAY 6

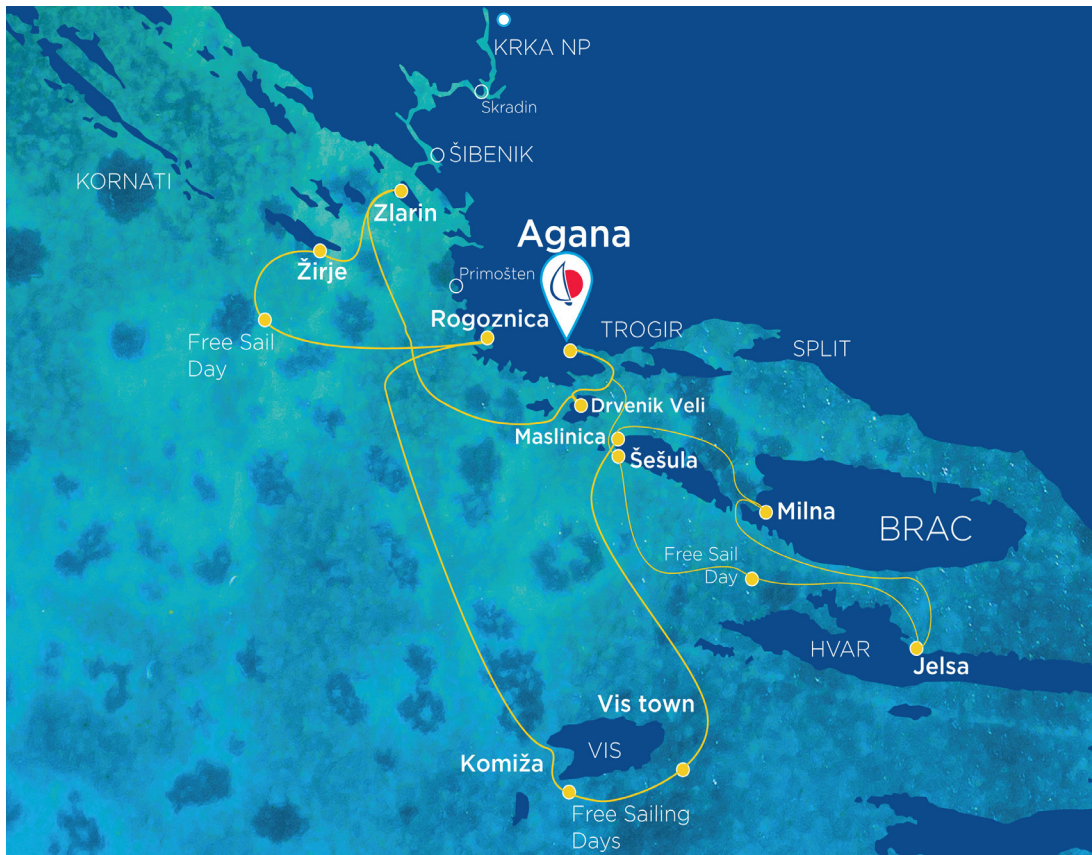
Rogoznica

DAY 7

Marina Agana

VIS FLOTILLA - 2 WEEKS

- Combine Hvar and Krka Flotilla with the same lead crew
- Discover coastal and island Dalmatia, including Vis island
- Visit ancient Komiža Town and Krka National Park both
- Free sailing day - Explore Vis or Hvar Town, or the beaches of Pakleni archipelago



- DAY 1 Marina Agana
- DAY 2 Drvenik islands raft
- DAY 3 Zlarin
- DAY 4 Žirje raft
- DAY 5 Free Sailing Day
- DAY 6 Rogoznica
- DAY 7 and 8 Free Sailing Day
Visit Vis, Komiža or Hvar
- DAY 9 Maslinica, Šolta
- DAY 10 Milna, Brač
- DAY 11 Jelsa, Hvar
- DAY 12 Free Sailing Day
- DAY 13 Šešula, Šolta
- DAY 14 Marina Agana

FOOD AND WINE FLOTILLA - 1 WEEK

Ask for starting dates in 2026!



- DAY 1 Marina Agana
- DAY 2 Stomorska
- DAY 3 Vis Town
- DAY 4 Free Sailing Day
- DAY 5 Jelsa - Hvar
- DAY 6 Milna - Brač
- DAY 7 Marina Agana



OUR BEST ROUTE!

BRAČ FLOTILLA - 1 WEEK

- Explore Brač island and mainland
- Discover the stonemasonry history of the island and participate in workshops
- Free sailing day - Omiš adventure
- Off the beaten track sailing

DAY 1

Marina Agana

DAY 2

Stomorska - Šolta

DAY 3

Pučišća - Brač

DAY 4

Vrboska - Hvar

DAY 5

Free Sail Day

DAY 6

Milna - Brač

DAY 7

Marina Agana



TZ Pučišća



Stonemasonry Pučišća



Beach Pučišća



TZ Vrboska / Art by Martonio Paleka

YACHT BROKERAGE

VALUE FOR MONEY

All of our yachts come fully equipped and undergo an extensive phase-out maintenance program; offering excellent value for money.

VARIETY

Our brokerage in Agana offers a large selection of yachts. We regularly have a collection of over 20 yachts, both monohulls and catamarans, from 32-50ft.

EXPERIENCE

Our experienced yacht broker is available onsite to guide you through the buying process and provide any back up you may require.

**WE OFFER THE WORLD'S
LARGEST SELECTION OF PRE-
OWNED CHARTER YACHTS...**

**For enquiries & further information on the yachts
currently for sale in Croatia please contact:**

Daniela Jerkovic | Croatia, Marina Agana
Tel: +385 (0)91 3434 102
Email: daniela.jerkovic@thlmarine.com
Visit: www.sunsailbrokerage.com

 **Sunsail**
BROKERAGE

AMBER AND RED ZONES

Red and Amber Zones are a part of our region that we need our guests to pay attention to while manouvering their vessel the most. We are counting on all our Guests that are chartering to know basic chart navigation to avoid any marked and charted dangers by the way of reading the provided charts. However, these couple of places need additional focus as they are easy to overlook. Please note you are signing a Yacht Acceptance Form after your briefing stating you understand these zones and their dangers:

AMBER ZONES are areas the guests need to pay special attention to, and proceed with extreme caution. **RED ZONES** are areas where sailing is not permitted, and any damage to the vessel in these areas is considered negligence. By causing damage to the yacht in amber or red zones that is over and above the value of the security deposit (option 1 or 2), the guests may be liable to pay the full costs of damage repairs.


KRKNJAŠI

Also known as Blue Lagoon, this place is very popular in summer months, luring with its crystal seas and a great beach bar. The lagoon itself is very shallow in the north, so approach strictly from southern side, and be aware that the bay is exposed to all winds but northwesterlies.



ŠIBENIK BRIDGE

Sailing upriver from Šibenik town in order to reach the beautiful cascades of Krka National Park is a beautiful and scenic route, taking you beneath two bridges. Don't let the picturesque landscape distract you from driving the boat and concentrate on motoring as close to the middle of the bridge as possible. There is enough space for two boats to pass each other, so remain calm with a steady hand on the helm, especially in summer months when the amount of yacht is increased. Also, ignore the bungee jumpers, they need to avoid you, not vice versa.



GATE OF SPLIT

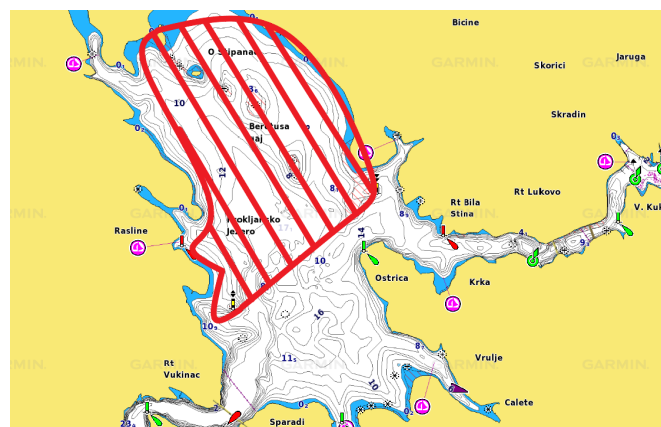
The channel between islands of Šolta and Brač is passable. It is also a high traffic area used by fast ferries high speed crafts where we advise additional attention, especially to the rules of the road. We recommend turning the engines on, and keeping an eye open for the frequent police checks.





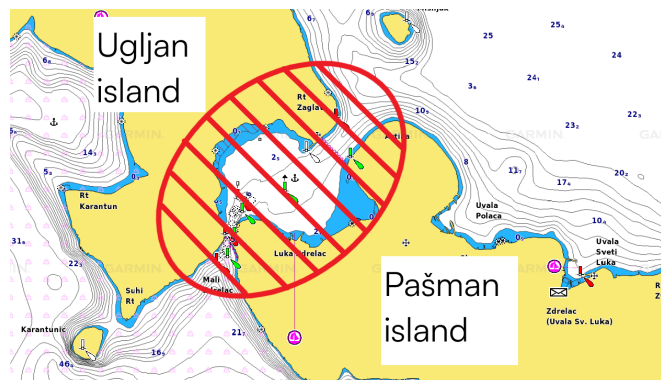
PROKLJAN LAKE

On the way to Skradin town is a small lake Prokljan. As sailing is prohibited in the channel, and speed is limited to 6 kts, a lot of people want to sail a bit in the lake. Prokljan lake has a couple of reefs in the middle of it, also clearly marked on charts that are only 1 meter deep and pose a serious threat to the safety of crew and vessel, so pay attention to this section being a red zone, make sure to **avoid it**. Getting a yacht off the reef usually requires a 3rd party company and can prove to be really expensive for the responsible captain on board. Getting to Skradin town is still possible if one stays south to both cardinal markers.



ŽDRILAC PASSAGE

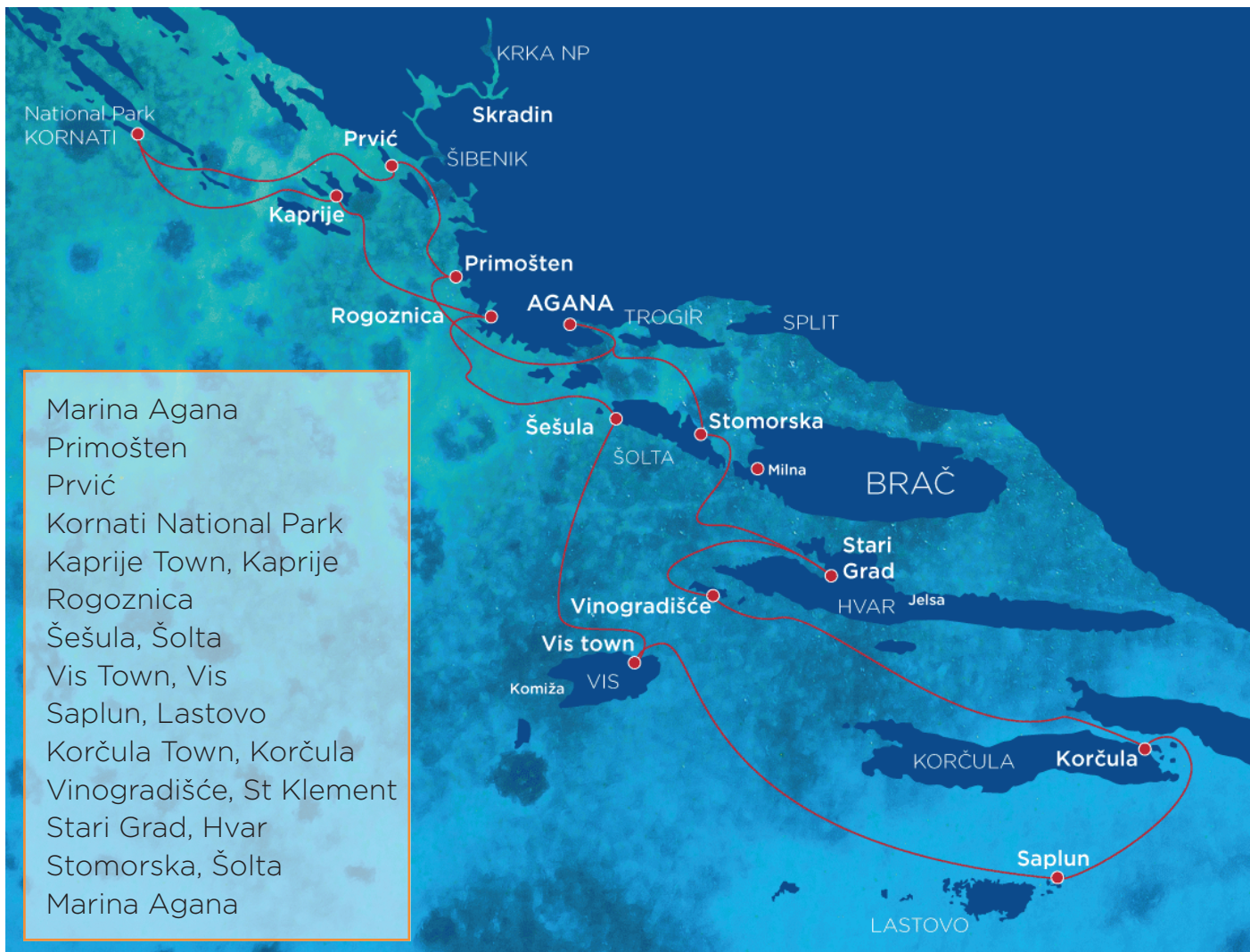
Channel between Ugljan and Pašman islands close to Zadar town may seem a bit far for from Agana base, however, that area is still reachable. Even though on charts the passage is marked, pay attention that the bridge is **too low** for any of our sailing boats to pass beneath. Trying to do so will inevitably lead to serious damage to the vessel.





SUGGESTED ITINERARIES

TWO WEEK ROUTE





ONE WEEK ROUTE - SOUTH



DAY 1

Marina Agana

DAY 2

Lučice - Brač

DAY 3

Vrboška, Hvar

DAY 4

Palmižana, St Klement

DAY 5

Komiža, Vis

DAY 6

Maslinica, Šolta

DAY 7

Marina Agana

ONE WEEK ROUTE - NORTH



DAY 1

Marina Agana

DAY 2

Zlarin

DAY 3

Skradin

DAY 4

Kornati Islands

DAY 5

Žirje

DAY 6

Primošten

DAY 7

Marina Agana



DESTINATIONS SOUTH OF AGANA

TROGIR

A beautiful historic town set within medieval walls, Trogir was listed as a UNESCO world heritage site in 1997. The architecture is mostly from the time of Venetian rule and is some of the best preserved in Europe. There are many shops, bars and restaurants hidden in the cobbled, maze-like streets and many archaeological attractions to explore. During the summer there is often live music in the squares, enjoy this from one of the many cafes and soak up the Mediterranean culture. There are two modern and well-equipped marinas in the town and it is sometimes possible to dock on the promenade during the low season.



FACILITIES & SERVICES

Mooring Fee

Water

Electricity

Toilets & Showers

ATM

Fuel

COMMENTS

ACI Marina and Marina Trogir (sct.hr)

FACILITIES & SERVICES

Supermarket

WIFI

Restaurants

Mooring Buoys

Free Anchoring

NB. Avoid in strong westerly winds

COMMENTS

Free WIFI next to reception

X

X

SPLIT

Another UNESCO world heritage site, Split is the largest and one of the oldest cities in Dalmatia. The bustling old town is full of character and many shops, restaurants and bars are set amongst the impressive ruins of the Roman Emperor, Diocletian's Palace. A cultural centre dating back to Medieval times, there are many references to Croatian poet Marko Marulić throughout the town. Today you will find museums, art galleries and many stalls exhibiting the work of local artisans, but also modern touches like Game of Thrones localities exploring. You can moor on the town quay or in the more sheltered ACI marina.



FACILITIES & SERVICES	COMMENTS	FACILITIES & SERVICES	COMMENTS
Mooring Fee	ACI Marina, PSD Špinut	Supermarket	
Water		WIFI	
Electricity		Restaurants	
Toilets & Showers		Mooring Buoys	X
ATM		Free Anchoring	X
Fuel		NB. Avoid town quay in southerly winds	

MASLINICA - ŠOLTA ISLAND


A small village on the quiet island of Šolta, Maslinica is a popular destination for sailors and holidaymakers. The bay is dominated by a beautiful old castle (now a luxury hotel), and the town quay has recently been renovated into a modern and well-equipped small marina. Known for boasting some of the clearest water in the Adriatic, there are a number of secluded rocky beaches along the pine-clad coastline. Enjoy the sunset from hilltop restaurant "Šampier" or visit the restaurant in the medieval castle whilst sampling local Dalmatian cuisine and wines.



FACILITIES & SERVICES	COMMENTS	FACILITIES & SERVICES	COMMENTS
Mooring Fee	Marina Martinis Marchi martinis-marchi.com	Supermarket	
Water		WIFI	
Electricity		Restaurants	
Toilets & Showers		Mooring Buoys	X Available in next bay - Sešula
ATM	X	Free Anchoring	Around islands by bay entrance
Fuel	X		

ŠEŠULA - ŠOLTA ISLAND

A quiet and sheltered bay on the island of Šolta; perfect for swimming and relaxing. There are two restaurants; Šišmiš and Šešula both of which have mooring buoys in the bay. If you use one of these buoys you must eat at the relevant restaurant. Alternatively if you can find space to anchor, the holding is generally good.



FACILITIES & SERVICES	COMMENTS	FACILITIES & SERVICES	COMMENTS
Mooring Fee	✗ Buoy owned by restaurant	Supermarket	✗
Water	✗	WIFI	✗
Electricity	✗	Restaurants	
Toilets & Showers	✗	Mooring Buoys	
ATM	✗	Free Anchoring	In the Bay
Fuel	✗		

NB. Avoid in strong westerly/south-westerly winds

STOMORSKA - ŠOLTA ISLAND

Stomorska is a picturesque fishing village with a rich nautical history. The water in the bay is beautifully clear and there are several beaches for relaxing and swimming. Walk up the hill on the southern side of the bay to enjoy beautiful views of the village and across to the mainland. There are a number of good restaurants serving fresh fish and local Dalmatian cuisine, as well as a beach bar where you can enjoy a cocktail (or two!). The town quay can be very busy in the summer; however, it is also possible to anchor in the bay.



FACILITIES & SERVICES	COMMENTS	FACILITIES & SERVICES	COMMENTS
Mooring Fee	Town Quay	Supermarket	
Water		WIFI	✗
Electricity		Restaurants	
Toilets & Showers		Mooring Buoys	✗ Available in next bay - Šešula
ATM		Free Anchoring	In the Bay
Fuel	✗		

NB. Avoid in northerly winds

BOBOVIŠĆA - BRAČ ISLAND

The perfect place to relax, Bobovišća is a small, quiet village on the Island of Brač situated around a deep, forked inlet. The village boasts two restaurants and a small shop for provisioning. Walk to the top of the hill for views over the bay and to visit old Byzantine and Roman ruins. There are mooring buoys with additional mooring lines in both forks of the bay. There is also a small town quay, however the water is very shallow so this is only suitable for catamarans and small fishing boats.



FACILITIES & SERVICES	COMMENTS	FACILITIES & SERVICES	COMMENTS
Mooring Fee	Mooring Buoys	Supermarket	Mini-market
Water	X	WIFI	X
Electricity	X	Restaurants	Try Kogula restaurant
Toilets & Showers	X	Mooring Buoys	
ATM	X	Free Anchoring	
Fuel	X	NB. Avoid in strong westerly winds	

MILNA - BRAČ ISLAND

Milna is a historic fishing town and safe harbour boasting three marinas; two in the centre of town and Marina Vlaška located at the entrance to the channel. The Venetian architecture in the town is typical of Dalmatia and mainly constructed from Brač's famous white stone, also used in the construction of a number of famous buildings; including the White House in Washington D.C. There are several good restaurants in the town and bars along the waterfront to enjoy a coffee or cocktail. Closer to Marina Vlaška is a pebble beach for swimming and a cafe on the veranda overlooking the bay; perfect for sunsets!



FACILITIES & SERVICES	COMMENTS	FACILITIES & SERVICES	COMMENTS
Mooring Fee	ACI marina, Yacht Club Milna and Marina Vlaška	Supermarket	
Water		WIFI	At marinas
Electricity		Restaurants	Try Palma in the center or Bago on the outskirts
Toilets & Showers		Mooring Buoys	X
ATM		Free Anchoring	At bay entrance
Fuel			


PUČIŠĆA - BRAČ ISLAND

This alluring and splendid little traditional town is tucked away on the north eastern side of Brač island, hidden at the end of a deep, long bay. The eastern side of Brač is unfairly over-looked sometimes by sailors, in favor of the more recognized islands Vis or Hvar. In spite of that, this area dazzles visitors wanting to be inspired by history and culture, what with its stonemasonry school and tradition, where workshops are refreshing, what by the long promenade dotted with ancient forts.



FACILITIES & SERVICES	COMMENTS	FACILITIES & SERVICES	COMMENTS
Mooring Fee	Town Quay NO credit cards	Supermarket	
Water		WIFI	X
Electricity		Restaurants	
Toilets & Showers		Mooring Buoys	X
ATM		Free Anchoring	X Try anchoring in Luka bay
Fuel	X		

NB. Avoid in strong NE winds



OMIŠ - MAINLAND

Omiš in Croatia is the symbol of active and adventure tourism, and has a long, sandy, public beach. Nestled between two cliffs at the mouth of river Cetina, it is easily visible from afar. The river and cliffs assure for breathtaking canyoning, rafting, zip-lining, hiking and rock climbing experiences that you can find nowhere else. Although there are mooring buoys at the mouth of the river, you will probably find yourself anchoring after it, so make sure to arrive early to this historical pirate town to secure a place.



FACILITIES & SERVICES	COMMENTS	FACILITIES & SERVICES	COMMENTS
Mooring Fee	Mooring buoys NO credit cards	Supermarket	
Water	X	WIFI	In restaurants and bars
Electricity	X	Restaurants	
Toilets & Showers	X	Mooring Buoys	
ATM		Free Anchoring	To the east of the town
Fuel	X		

NB. Avoid in strong winds

JELSA - HVAR ISLAND

One of the most picturesque towns on the island of Hvar; Jelsa is nestled in amongst hills dense with pine woods. The town quay extends all the way around the harbour with numerous laid moorings. Walk around the town to see old stone streets, squares, churches and parks. Enjoy a coffee in the main square and soak up the Mediterranean atmosphere of this bustling town. The food in Jelsa is some of the best in the Adriatic; choose from many excellent restaurants and sample local Hvar wines. You can also check out their [adrenaline park](#).



FACILITIES & SERVICES	COMMENTS	FACILITIES & SERVICES	COMMENTS
Mooring Fee	Town Quay NO Credit cards	Supermarket	
Water		WIFI	X
Electricity		Restaurants	
Toilets & Showers		Mooring Buoys	X
ATM		Free Anchoring	X
Fuel	X	NB. Avoid in north-easterly winds	

VRBOSKA - HVAR ISLAND

Situated in a deep narrow bay surrounded by pine forest, vineyards and olive groves, Vrboska is the smallest town on Hvar island. It is locally known as “Little Venice” as there is a small island in the centre of the town connected by picturesque footbridges. Make sure to visit the church of Sv. Marija (St. Mary), built as a fortress and refuge in the 15th century to protect the town from Turkish invasions. Today the church houses many valuable antiques and is a beautiful viewpoint over the Vrboska channel. It is possible to moor in the ACI marina or town quay.



FACILITIES & SERVICES	COMMENTS	FACILITIES & SERVICES	COMMENTS
Mooring Fee	ACI Marina or Town Quay	Supermarket	
Water		WIFI	Marina only
Electricity		Restaurants	
Toilets & Showers	Marina only	Mooring Buoys	X
ATM		Free Anchoring	X In small bays outside harbour
Fuel		NB. Avoid in strong south-easterly winds	

STARI GRAD - HVAR ISLAND

Stari Grad, meaning “old town”, is one of the oldest towns in Europe. Due to its long and rich history, it is unsurprising that the town is a maze of old streets and beautiful architecture. Nearby is UNESCO world heritage site Stari Grad Plain; an example of the agricultural system used by the ancient Greeks that has been preserved and maintained by succeeding generations. There are several good restaurants along the waterfront and many more tucked away in the old town. As well as it’s rich history, Stari Grad is a sheltered harbour and the quay gets very busy in the summer; arrive early to ensure a berth.



FACILITIES & SERVICES	COMMENTS	FACILITIES & SERVICES	COMMENTS
Mooring Fee	Town Quay & buoys NO credit cards	Supermarket	
Water		WIFI	X
Electricity		Restaurants	
Toilets & Showers		Mooring Buoys	
ATM		Free Anchoring	X Some anchoring half a mile away
Fuel	X	NB. Avoid in strong westerly winds	

HVAR TOWN - HVAR ISLAND

Hvar town has a long history of trade and culture in the Adriatic, today it is one of Croatia’s most popular holiday destinations. Archaeological attractions include the Fortica Fortress, Cathedral and Franciscan Monastery, the cuisine is of a world class standard and the nightlife is some of the best in Croatia. Due to Hvar town’s popularity, prices are more expensive than nearby islands and the town can be extremely busy in the summer, regardless, it is well worth a visit. There is a town quay and mooring buoys, however it is very competitive for a berth and a better option is to moor on Pakleni islands.



FACILITIES & SERVICES	COMMENTS	FACILITIES & SERVICES	COMMENTS
Mooring Fee	Town Quay & buoys NO credit cards	Supermarket	
Water		WIFI	X
Electricity		Restaurants	
Toilets & Showers	X	Mooring Buoys	
ATM		Free Anchoring	X St Klement Island
Fuel		NB. Avoid town quay & mooring buoys in southerly winds	

PALMIŽANA MARINA - ST. KLEMENT ISLAND


Palmižana ACI marina is situated on the north side of idyllic St Klement Island and from here it is possible to take a water taxi to Hvar Town. Due to it's proximity to Hvar, the marina is very popular in the summer so arrive early to find a berth. Extensive footpaths cover the island making it easy to access the marina from the southern bays. Vinogradišće bay on the south is a popular choice for mooring and boasts a number of famous restaurants and a lounge that attract plenty of young.



FACILITIES & SERVICES	COMMENTS	FACILITIES & SERVICES	COMMENTS
Mooring Fee	ACI Marina	Supermarket	Small & expensive
Water		WIFI	
Electricity		Restaurants	3 on the island
Toilets & Showers		Mooring Buoys	X In Vinogradišće bay
ATM		Free Anchoring	Surrounding bays
Fuel	X	NB. Avoid in north-easterly winds	

VIS TOWN - VIS ISLAND

The furthest inhabited island from mainland Croatia, Vis is an old military island with a rich history and was only opened to the general public in 1989. There are many military structures still standing on the island, and military tours run from Vis town and Komiža. Today, Vis is well known for its wine production, with traditions dating back to ancient times, so make sure to visit one of the local vineyards for a tasting. The large town quay gets very busy in the high season so arrive early for a space. There are also mooring buoys in Kut village on the east side of the bay, connected to Vis town with a lovely promenade.



FACILITIES & SERVICES	COMMENTS	FACILITIES & SERVICES	COMMENTS
Mooring Fee	Town Quay and Mooring buys	Supermarket	
Water		WIFI	
Electricity		Restaurants	
Toilets & Showers		Mooring Buoys	
ATM		Free Anchoring	X Anchoring fee
Fuel		NB. Avoid quay in northerly and easterly winds	

KOMIŽA - VIS ISLAND

A picturesque fishing town, Komiža is located in a large and deep bay, set against the scenic backdrop of Hum Hill. Fast becoming known for its charm and lovely Mediterranean atmosphere, the small town is made up of narrow streets and has many architectural points of interest. One of which is the beautiful Venetian tower in the harbour; home to the fisherman's museum. There are many excellent restaurants where you can eat fresh fish caught by the local fishermen and drink local Vis wines. The town quay gets very busy in the summer, however, there are also plenty of mooring buoys in the bay. If you are a scuba diving fan- Komiža will satisfy all your needs.



FACILITIES & SERVICES	COMMENTS	FACILITIES & SERVICES	COMMENTS
Mooring Fee	Town Quay or buoys	Supermarket	
Water		WIFI	
Electricity		Restaurants	
Toilets & Showers		Mooring Buoys	
ATM		Free Anchoring	Only day-stop
Fuel	X	NB. Avoid in south-westerly/southerly winds	

ŠĆEDRO


A small, quiet and largely uninhabited island south of Hvar, Šćedro is a place of natural beauty and tranquility. Due to the mild climate, the island was historically used as pasture land, today the fertile soil is rich with vegetation and a wealth of local plants and herbs. Most notably, the island is known for the Dominican monastery in the village of Mostir; abandoned in the 18th century the ruins still stand today. There are two deep and well-protected bays for mooring; Manastir and Lovišće on the north of the island, where restaurant owners have laid mooring buoys.



FACILITIES & SERVICES	COMMENTS	FACILITIES & SERVICES	COMMENTS
Mooring Fee	X	Supermarket	X
Water	X	WIFI	X
Electricity	X	Restaurants	In Manastir & Lovisce
Toilets & Showers	X	Mooring Buoys	A few belonging to restaurants
ATM	X	Free Anchoring	
Fuel	X	NB. Avoid in northerly winds	

KORČULA

The birthplace of Marco Polo and one of the most beautiful, historic towns in Croatia; Korčula was a favourite Greek holiday spot over 2,000 years ago. A mini fortress enclosed within honey coloured stone walls, there is a wealth of architectural delights to discover in every street. Take note of the Gothic-Baroque Cathedral of St Mark, the Venetian inspired palace of the Gabrielis family (now home to the town museum) and visit the family home of Marco Polo. The ACI marina gets very busy in the high season so it is worth reserving a berth.



FACILITIES & SERVICES	COMMENTS	FACILITIES & SERVICES	COMMENTS
Mooring Fee	ACI Marina	Supermarket	
Water		WIFI	
Electricity		Restaurants	
Toilets & Showers		Mooring Buoys	✗
ATM		Free Anchoring	✗ Anchoring fee in Luka bay
Fuel		NB. Avoid in westerly/north-westerly winds	

LASTOVO

“The island of crystal stars” sits at the centre of an archipelago of forty-five uninhabited islands and is an area of natural beauty. Out of bounds to foreigners for many years, the island remains charmingly unspoiled by tourism. It is a nature park, so you need a ticket: pp-lastovo.hr. The main settlement on the island is Lastovo town, inland; a maze of narrow streets and old houses. The town is famous for the unusual Lastovo chimneys which were once a status symbol for local families. There are small marinas in Ubli and Zaklopatica, and there are many small quays and mooring buoys situated around the island.



FACILITIES & SERVICES	COMMENTS	FACILITIES & SERVICES	COMMENTS
Mooring Fee	Town Quay in Ubli & Zaklopatica	Supermarket	
Water		WIFI	✗
Electricity		Restaurants	
Toilets & Showers	✗	Mooring Buoys	✗
ATM		Free Anchoring	✗ Anchoring fee in the bay
Fuel		Respect mooring rules: pp-lastovo.hr	

YOUR QUEST. YOUR SKILL. LEARN IN CROATIA WITH SUNSAIL.



WE OFFER RYA
SAILING COURSES
ALL YEAR ROUND.
WHETHER YOU ARE
A COMPLETE
BEGINNER OR JUST
WANT TO GET
QUALIFIED, WE
HAVE THE COURSE
FOR YOU!

RYA COURSES

RYA Day Skipper
RYA Competant Crew

LEARN WHILST ON FLOTILLA

Flotilla Starter - RYA Start Yachting
Flotilla Hero - RYA Day Skipper

WHY LEARN WITH US?

With our professional RYA instructors and stunning sailing area Croatia is a great place to get qualified. Plus with stern to mooring practice, you'll be ready to sail anywhere in the Med!

For more information about our Agana sailing school please contact your local sales office or our base team:

Call: +385 21 889 477

Email: danijela.jakovljevic@thlmarine.com

Visit: www.sunsail.co.uk/sailing-schools






DESTINATIONS NORTH OF AGANA

ROGOZNICA

A small resort town situated in a deep and sheltered bay, much of the charming town of Rogoznica is located on a small island connected to the mainland via a bridge. The waterfront is lined with bars, shops and several good restaurants, all of which enjoy the beautiful views over the bay; especially at sunset. Across the other side of the bay is the Dragon's Eye salt-water lake and Marina Frapa; reputed as one of the most beautiful and exclusive marinas in Croatia. Within the marina complex is; a sushi restaurant, sports centre, disco and swimming pool. The small lavender labyrinth above the town quay is also worth a look.



FACILITIES & SERVICES	COMMENTS	FACILITIES & SERVICES	COMMENTS
Mooring Fee	Town Quay & Marina Frapa	Supermarket	Several large ones
Water		WIFI	In Marina Frapa
Electricity		Restaurants	
Toilets & Showers		Mooring Buoys	On both sides of the bridge
ATM		Free Anchoring	Further in the bay
Fuel	In Marina Frapa		

PRIMOŠTEN


The most picturesque small town in the Adriatic, the historic town of Primošten is situated on a small island connected to the mainland by a bridge and surrounded by vineyards, olive groves and beautiful crystal clear water. Make sure to visit the beautiful church of St. George, built in the 15th century and situated in the centre of the old town, the views over the Adriatic are spectacular. There are a variety of good restaurants, cafes and bars and a popular pebble resort beach where children can play with water toys. The town quay and mooring buoys are extremely busy in the summer so arrive early to ensure a space.



FACILITIES & SERVICES	COMMENTS	FACILITIES & SERVICES	COMMENTS
Mooring Fee	Town Quay (very limited space) or Moorings buoys	Supermarket	
Water		WIFI	X
Electricity		Restaurants	
Toilets & Showers		Mooring Buoys	
ATM		Free Anchoring	
Fuel	X	NB. Very exposed to winds	

ZLARIN TOWN

Zlarin is the only village on the small island situated at the mouth of the Krka river. Historically the island is famous for the harvesting and processing of red coral and there is a small museum and beautiful coral jewellery shop dedicated to this tradition. Cars are banned from the island, giving it a special charm and making it the perfect place to relax. There is a selection of restaurants to enjoy an evening meal, one of our favourites is family restaurant "Ivana" for excellent Dalmatian cuisine. There is usually space to moor on the large town quay, which offers shelter from most winds, but can get very choppy when a north-westerly is blowing.



FACILITIES & SERVICES	COMMENTS	FACILITIES & SERVICES	COMMENTS
Mooring Fee	Town Quay NO credit card	Supermarket	
Water		WIFI	X
Electricity		Restaurants	
Toilets & Showers	X	Mooring Buoys	
ATM		Free Anchoring	X Anchoring fee in the bay
Fuel	X	NB. Avoid in strong northerly winds	

SKRADIN

Skradin is a picturesque Dalmatian town with narrow cobbled streets and venetian architecture dating back to the 18th century. The gateway between the sea and the Krka National Park, Skradin lies at the river entrance to the park itself. As you make your way up the winding Krka river to Skradin be sure to stop at local mussel and oyster farms to pick up some fresh produce! The ACI Marina is very busy in the summer, so be sure to book. It is also possible to anchor in the bay and the mud riverbed ensures good holding and there area couple of mooring buoys on the east bank.

In the evening explore Skradin town and try the traditional Croatian delicacy “peka”; a combination of meat or fish and potatoes slow cooked for 2-4 hours. Konoba Toni in the old town is well known for fantastic peka.


FACILITIES & SERVICES	COMMENTS	FACILITIES & SERVICES	COMMENTS
Mooring Fee	ACI Marina and buoys	Supermarket	
Water		WIFI	
Electricity		Restaurants	
Toilets & Showers		Mooring Buoys	belong to ACI as well
ATM		Free Anchoring	a mile downriver
Fuel	X		

THE KRKA NATIONAL PARK

The National Park run a free ferry service from Skradin up the final part of the river to the last, largest and most famous of the Krka waterfalls; Skradinski Buk.

The ferry usually takes 20 minutes and runs from Skradin town every hour. You can also rent bikes from the town for the easy 5km cycle along a gravel track. Be sure to take your towel and swimming costume as it is possible to swim in the largest pool.

Tickets are required for entrance to the National Park which can be purchased at either the National Park office in Skradin town, or upon entry to the park itself. See park entry fees to the right or [online](#). Due to its beauty, the park is very popular so you may want to get an early start on sightseeing.



ENTRY FEES 2019	APRIL, MAY, OCTOBER	JUNE - SEP
ADULTS	20,00 €	40,00 €
CHILDREN (7-18 YEARS)	15,00 €	28,00 €

PRVIĆ LUKA - PRVIĆ ISLAND



Prvić Luka is a quaint and charming village with beautiful old stone buildings and narrow streets. The island has a unique atmosphere as there are no cars or roads, it really is the perfect place to escape. Be sure to visit the museum of Croatian bishop; Faust Vrančić who is buried at the local church. He is credited with using sketches from Leonardo Da Vinci to invent the parachute. There is a selection of good restaurants in Prvić Luka or you can walk to the next village; Šepurine. Although the bay is open to southerly winds, both the mooring buoys and small town quay are protected from the waves by a breakwater.

FACILITIES & SERVICES	COMMENTS	FACILITIES & SERVICES	COMMENTS
Mooring Fee	Town Quay NO credit cards	Supermarket	Closes at 12 on Sundays
Water		WIFI	X
Electricity		Restaurants	
Toilets & Showers	1 shower - 1 toilet	Mooring Buoys	
ATM	X	Free Anchoring	Outisde breakwater
Fuel	X	Open to south-easterlies	

TRIBUNJ


A traditional and picturesque fishing town once famous for it's boat building industry, Tribunj village is connected to the mainland with an old stone bridge. There are some lovely local restaurants on the sea front of the old village serving fresh fish from local fishermen. Visit in August for the chance to see a traditional Dalmatian donkey race or an a cappella choral concert. There is a very busy town quay, however you are unlikely to find a space in the summer. A better option is to use the modern marina, which is a short walk from the old village. There are also mooring buoys and an anchorage close by.



FACILITIES & SERVICES	COMMENTS	FACILITIES & SERVICES	COMMENTS
Mooring Fee	D - Marin Tribunj	Supermarket	
Water		WIFI	X
Electricity		Restaurants	
Toilets & Showers		Mooring Buoys	X
ATM		Free Anchoring	
Fuel		NB. Avoid in strong westerly and southerly winds	

KAPRIJE

Kaprije island is one of the largest islands in the Šibenik archipelago. The village; also called Kaprije is the only inhabited area on the island and is situated in a sheltered bay protected from most winds. There are several restaurants including “Liberty beach bar and grill” found on the beach; perfect for enjoying a cocktail or evening meal whilst watching the sunset. There is a small town quay and a number of mooring buoys in the bay.



FACILITIES & SERVICES	COMMENTS	FACILITIES & SERVICES	COMMENTS
Mooring Fee	Town Quay NO credit cards	Supermarket	closes at 12 on Sundays
Water		WIFI	
Electricity		Restaurants	
Toilets & Showers	✗	Mooring Buoys	
ATM		Free Anchoring	✗ Anchoring fee in the bay
Fuel	✗	NB. Avoid in northerly winds	

ŽIRJE

The most distant permanently inhabited island in the Šibenik archipelago, Žirje is an area of natural beauty and the rocky coastline is littered with beaches, coves and coral reefs. The island has a long history, it was once an outpost and the remains of the Byzantine fortress from the 6th century still stand today. There are two sheltered bays popular with sailors; Stupica and Tratinska, both have mooring buoys and a restaurant. Rosa’s restaurant in Stupica bay, offers a fresh fish or meat option daily and is known for excellent Dalmatian food. Žirje also has some great diving sites to explore.



FACILITIES & SERVICES	COMMENTS	FACILITIES & SERVICES	COMMENTS
Mooring Fee	Mooring Buoys	Supermarket	✗
Water	✗	WIFI	✗
Electricity	✗	Restaurants	1 (limited menu)
Toilets & Showers	✗	Mooring Buoys	
ATM	✗	Free Anchoring	Away from buoys
Fuel	✗	NB. Avoid Stupica bay in southerly winds	



KORNATI ISLANDS NATIONAL PARK

The Kornati National Park is a group of 89 remote and barren islands. With secluded islets and reefs to explore, the park is often described as a “Nautical Paradise”. As the park is so protected, mooring is only permitted in 20 dedicated bays while anchoring is forbidden. The only shop is found in ACI marina at Piskera. Provision in advance to eat on board, or enjoy one of the expensive but very good restaurants, where you must try fresh fish straight from the crystal clear national park water. Please note tickets are required to sail and moor in the park, it is better value to purchase these from marinas and tourist agencies in the Šibenik area or over [MySea application](#) at least a day before entering the park. Tickets are also available [online](#).



FACILITIES & SERVICES	COMMENTS	FACILITIES & SERVICES	COMMENTS
Mooring Fee	✗ National Park fee	Supermarket	✗ In the ACI marina, or one of the delivery boats in season
Water	✗ In the ACI marina	WIFI	✗
Electricity	✗ In the ACI marina	Restaurants	
Toilets & Showers	✗ In the ACI marina	Mooring Buoys	
ATM	✗	Free Anchoring	✗ No anchoring!
Fuel	✗	All facilities (except fuel) are available at the Piskera ACI Marina.	



SEE YOU SOON!

WE LOOK FORWARD TO YOUR VISIT.

We want you to have the best experience when you charter with us. That is why we include more as standard than any other charter company.

For help planning your charter, email us:

sales@sunsail.com



Marina Agana
Dr. Franje Tuđmana 5
21222 Marina
Croatia