

WELCOME TO ST. MARTIN





This eGuide was made by Sunsail co. and is meant to be used for informational purposes only as well as to give you general information and general understanding of the region. By using this eGuide you understand that some changes in information are possible and that this eGuide is no substitute for a full Chart and Area Briefing or official charts issued by the government.



WELCOME TO SUNSAIL ST. MARTIN

“
Welcome to St. Martin and to Sunsail base in Marigot bay. We are lucky to offer you a piece of paradise here in the Caribbean, and hope you will enjoy your holiday, whether it means sampling world class French and Creole cuisine in Grand Case, basking in the pristine white sands of Orient Bay, soaking in the New Orleans vibe of Marigot, or being part of St. Baths glamour.”

Corrado Losi, Base Manager

SHARE YOUR SUNSAIL EXPERIENCE

We love to see what you've been up to on your holiday. Share your photos on Facebook, Twitter and Instagram making sure to tag:

[#sunsail](#) [@sunsailholidays](#) [#sunsail](#)



TABLE OF CONTENTS

FORT LOUIS MARINA	6
Marina facilities	6
Marigot town facilities	6
TEAM CONTACT NUMBERS	6
AIRPORT ARRIVAL	7
Transfer	7
Car rental	7
UPON ARRIVAL	8
Check in procedure	8
Area and Boat briefings	8
What can you do whilst waiting for your boat?	8
Sailing License	9
Provisioning	9
Currency exchange and credit cards	9
Cool boxes	10
Barbecue	10
Music, WiFi and Mobile phones	10
Drone regulations	10
Electricity	10
Clearance and Customs	10
Yacht Damage Waiver and Security Deposit	10
Snorkelling equipment	11
Safety Equipment and Additional Equipment	11
Dinghy safety	11
Refueling	12
Before sailing out	12
WHEN YOU RETURN TO BASE	13
Return to base Procedure	13
Before you leave your boat	13
Gratuities	13

USEFUL INFORMATION	15
Non-Sailing activities	15
Restaurants and tipping / Hotels / Shopping	15
Activities and Night Life	16
Fishing / Diving and Snorkelling	17
Covid Testing Sites	17
Language - Useful words and phrases	17
Clearance / Procedure	18/19
Sailing area restrictions	20
Night sailing	20
Prevailing wlns	20
Weather forecasts	20
Mooring tips	22
Sustainability	23
Emergency contacts and Your Safety	23
Marine animals	24
Special events	26
DESTINATIONS & ITINERARIES	28
SUGGESTED ITINERARIES	28
One week route	28
DESTINATION SPOTLIGHTS	30
St Martin;	30
Orient bay and Tintamarre	31
Pinel island and Grand Case	32
Simpson bay and Philipsburg Great Bay	33
Anguilla;	34
Road bay and Crocus bay	34
Sandy island and Prickly Pear	35
St. Barths:	36
Ile Fourche	36
Anse du Colombier and Gustavia	37
St. Kitts and Nevis:	38
Basseterre	38
White House bay and Nevis	39
Statia	40
Oranjestad	41



FORT LOUIS MARINA

St. Martin is an island of dual nationality. The northern side is French and known as St. Martin and the southern side is Dutch and known as Sint Maarten. The Fort Louis marina is situated in the French side, in the modern bay Marigot.

FORT LOUIS MARINA FACILITIES

Fuel and electricity
 Water and ice
 Clearance
 WiFi
 Showers and toilets- can be used with tokens: €2 EUR per token, paid on the marina reception.

MARIGOT TOWN FACILITIES

Banks
 Restaurants
 Supermarkets*
 Boutiques*
 Flower shops*
**Sundays afternoon closed on both French and Dutch sides.*

TEAM CONTACT NUMBERS

Customer Service + 590 690 661973 (within working hours)
 + 590 690 881406

Technical Support + 590 690 881405 (24 / 7)
 Corrado Losi,
Base Manager

VHF - ch. 72 (within working hours, line of sight). Customers do not need a VHF license.

Reception Office Hours
 7 days a week
 08.30 - 16.30

Closed in SEPTEMBER

In case of late arrival hours, a letter will be left on the reception door indicating where the yacht is, and the driver will show you to your yacht.

AIRPORT ARRIVAL

The base is located at Marina Fort Louis, about 30 minutes from Juliana International airport and 20 minutes from Grand Case local airport.

TRANSFER

If your holiday includes our charter flight, a Sunsail taxi driver will meet you at the airport and escort you to your transfer. If your holiday is flight exclusive, we request that you send your travel arrangements to us so we can assist with transfer details where required. All Covid measures are being respected.

Please note: guests arriving separately should bring a copy of the charter contract/invoice. Clients should give drivers the address of Marina Fort Louis, Marigot. However, most of our clients are picked up by our dedicated taxi driver by the name of George Menta.

Taxi drivers should be paid direct. The cost is \$35 USD for 1-3 passengers and \$10 USD for each additional passenger. Taxi prices are increased by 25% between 10:00 pm and midnight and by 50% from midnight until 6:00 am.

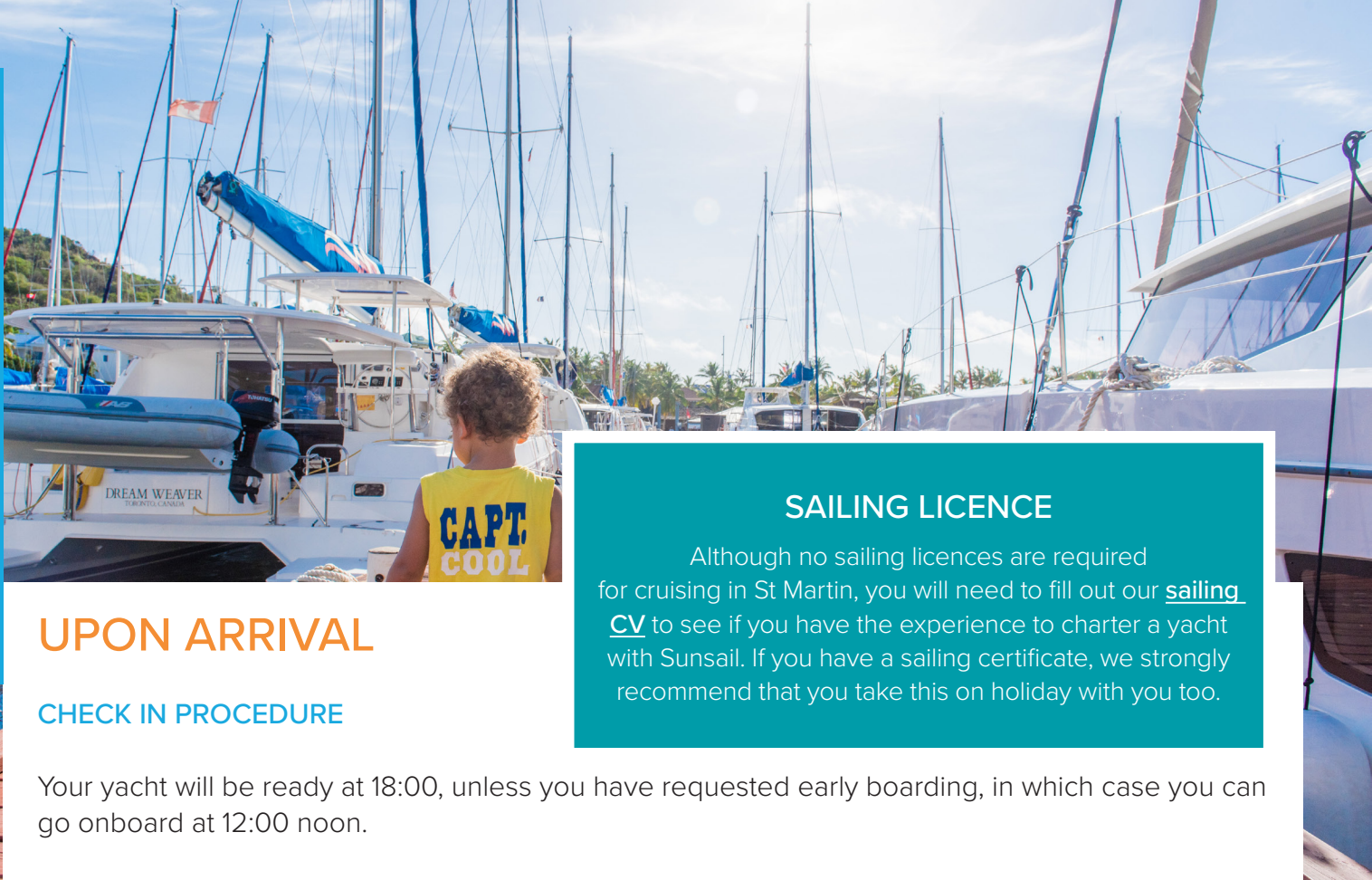
If you arrive after reception hours, the taxi will bring you to the entrance of the marina where the office is. There is a panel on the door which will show you where the yacht is located on the dock.

CAR RENTAL

Car hire costs are from USD 40 per day dependent on type and time of the year.

Please note you will require a current valid driving licence and you must be 18+ years old.





UPON ARRIVAL

CHECK IN PROCEDURE

Your yacht will be ready at 18:00, unless you have requested early boarding, in which case you can go onboard at 12:00 noon.

Please come to our Reception with these things ready:

- The rental Agreement & Departure Check List
- Your Crew List completed with the captain's passport
- If you have a valid sailing qualification, please bring this along with you
- Credit card (no Amex)
-

AREA AND BOAT BRIEFINGS

The yacht briefing is mandatory, unless the client sailed on the same yacht in the past two years. The briefing introduces you to your yacht, its systems and rigging, and is scheduled individually upon arrival. It is important that all systems and equipment are fully understood. The yacht briefing time is arranged upon check in according to the arrival time at the base. **Please make sure only the Skipper and First Mate are present for briefings.**

A chart briefing describing the cruising area and any potential hazards is mandatory for all skippers, unless having sailed in the area within the past two years. It is available [online](#) for you to view even from the comfort of your home. Any additional questions will be answered upon your arrival at the base.

WHAT TO DO WHILST WAITING FOR YOUR BOAT

- Provisioning
- View your Cruising Area briefing
- Try local cuisine
- Sightsee in Marigot
- Visit the beach
- Go shopping

SAILING LICENCE

Although no sailing licences are required for cruising in St Martin, you will need to fill out our [sailing CV](#) to see if you have the experience to charter a yacht with Sunsail. If you have a sailing certificate, we strongly recommend that you take this on holiday with you too.

PROVISIONING

We recommend to pre-order provisioning for your boat online here: store.sunsail.com, just please note that it should be done at least a week prior to your embarkation and make sure you selected the right Sunsail base.

Please check your order is complete and report any discrepancies to Customer service if necessary. Do not forget to pay for it if it was not done in advance. Please note that we are unable to offer refunds on returned provisioning and beverages.

There is no supermarket in the marina, but you can walk 5 minutes to a small grocery store. Fully stocked supermarkets are:

Super U: in Marigot, 5 minute taxi ride from the marina; the biggest supermarket on the island, open every day.

Le Grand Marche: in Philipsburg, 15 minutes taxi ride from the marina, open every day., except holidays and Sunday afternoons.

CURRENCY EXCHANGE AND CREDIT CARDS

US dollars and Euros are accepted on both the French and Dutch sides of the island. On the other islands in the region US dollars (USD) are accepted.

Credit cards can be used for payment in larger establishments and restaurants. Please note that Amex is not accepted at the base and not in all shops.



COOL BOXES

Cool boxes are available at the base on a first come first served basis at no additional charge. Please return them clean and undamaged otherwise you will be charged for replacement. Only one per boat.

BARBECUE

All our boats are equipped with a charcoal barbecue, but their use in the marina is strictly prohibited, so please be mindful.

MUSIC

All boats are fitted with a radio and CD player. If you wish to listen to your iPod whilst sailing you will need to bring along an iTrip or FM radio transmitter.

WIFI

There is free wireless Internet access available in the marina lobby.

Unfortunately, there is no wireless Internet access available on board the yachts.

MOBILE PHONES

If you bring your own phone, please check with your service provider before departure, to ensure you will have coverage and to check rates regarding roaming calls and data.

DRONE REGULATIONS

The use of flying drones may be restricted in some areas. For current drone regulations in this destination, please visit <https://uavcoach.com/drone-laws-in-sint-maarten/>



ELECTRICITY

The standard voltage on all yachts is 12 volts. Plug sockets are US 2 pin. In order to use electronic equipment that is 220 volt you will need an inverter suitable for use in a cigarette lighter.

CLEARANCE AND CUSTOMS

Throughout the Caribbean the skipper/charterer of a vessel is legally responsible to ensure that the Customs and Immigration check-in and check-out procedures are carried out. Failure to do so may cause the boat to be impounded, the crew jailed and fines of up to \$USD 10,000.

Clients are informed of the details during the chart briefing.

Detailed procedure is further described in the USEFUL INFORMATION section of this guide.

YACHT DAMAGE WAIVER AND SECURITY DEPOSIT

Forgot to get YDW before you departed? We've got you covered! Purchase it at reception and don't worry about possible damage! Inquire at the reception for further details.

Please be aware that in case of damage to the boat or loss of equipment onboard, Sunsail maintains the right to retain a correspondent amount of the deposit.

SNORKELLING EQUIPMENT

We have a range of fins which you may wish to use already on board. In case you need different sizes, please ask the Customer Service team. We are limited on children's sizes so if you have your own you may wish to bring them with you.

We are no longer providing **snorkels and masks**, but you are welcome to purchase some at the base or bring your own.

SAFETY EQUIPMENT

Lif jackets are found on-board. We are limited with children's sizes, however, so you may want to bring your own if needed.

We suggest that children who are not strong swimmers should not be allowed in a dinghy without a life jacket or buoyancy aid and that they should wear a buoyancy aid or harness when on deck.

ADDITIONAL EQUIPMENT

Rental of Diving Equipment, Sail-board and Wind & Kite-Surfing Equipment, Fishing Equipment can be arranged locally.

DINGHY SAFETY

Unfortunately, due to common theft, it is necessary one pays attention to dinghy safety. On the yacht is a 20 feet cable and two padlocks to secure the dinghy while left unattended. This cable is swaged onto the outboard and the lock should be used to lock the outboard onto the dinghy stern eye push pit. Always make sure the dinghy is well-cleat or tied at all times. Please secure the dinghy by using a stern anchor while docked to avoid it going underneath the dock, and always use a flashlight when underway after sunset.





REFUELING

Your boat's tanks will be full on delivery of your charter yacht.

The quantity of diesel is generally enough for your cruise. If you have not purchased the pre-paid fuel option, you will need to go to a fuel dock in Fort Louis marina.

BEFORE SAILING OUT OF THE BASE

- Please ensure you have all the galley equipment and bedding you require, extra bedding and some cooking utensils are available upon request.
- Make sure your fins fit.
- Make sure the fuel/water tanks are full. You will need to top up your water tanks.
- Make sure you have your boat papers.
- Make sure you are provisioned.
- Make sure you have enough cash.
- Ensure you have kids life jackets, as we have a limited supply. If you have your own children's life jacket, we would encourage you to bring it along.
- Call us on VHF 72 direct to announce your departure, our Customer Service Staff will come to help you.
- In hurricane season leave your planned itinerary .



WHEN YOU RETURN TO THE BASE

RETURN TO BASE PROCEDURE

- Please empty all holding tanks and bilges before returning to base.
- Leave enough time for check-out procedure - at least one hour, meaning you **shouldn't return to base after 10:00**, as charters end at 11:00.
- Call Sunsail base on VHF 72 about 5 mins before arriving, or use a phone.
- Secure fenders and dock lines on the starboard side and have someone ready for dock duty before proceeding to the fueling dock. We will assist you to your assigned docking space.
- Please remember the last arrivals in the day are **before 15.30**, if you plan to return to base the day before. Call us at least an hour in advance in that case.

BEFORE YOU LEAVE YOUR BOAT

Before disembarkation you will be met with a technician for debriefing. It is done to let us know if you have encountered any problems with the boat or broken anything during the trip, so we can rectify any problems for the next charter. He will also take back charts, cruising guides and the appreciation form.

Please ensure:

- If you visit a beach, please prevent sand from getting on board by rinsing your feet before boarding the yacht.
- Your questionnaire has been completed.
- Sheets and towels are left on beds. They will be fogged together with the whole yacht before cleaning.
- All garbage has been bagged and left in the trash at the parking lot.
- All personal possessions have been removed; please check thoroughly as items are often left onboard.
- All hatches are closed.
- The keys have been left in the chart table.
- Your transfer has been arranged with reception.
- The inventory is in its correct place, as it makes the final check much easier.

The boat should be brought back in a good seamanlike condition. If this is not the case, you will be charged **\$50 USD** for extra clean-up and **\$100 USD** for each toilet blocked.

GRATUITIES

If you want to leave a tip for the staff, we kindly ask you leave it at the Customer Service Office where it will be distributed. For those who have a bareboat captain and/or cook, it is customary to leave a tip at the end of the charter. It is purely discretionary, but as rule of thumb, 10-15% of the charter cost is usual.

AVAILABLE SPOTS ARE NOT GUARANTEED!

We might ask you to drop anchor outside of the base in case of unavailable dock space. To avoid that, please inform us of your return in time.



Optional Extras



IF YOU DIDN'T PRE-ORDER
YOUR OPTIONAL EXTRAS,
PLEASE ASK AT THE
RECEPTION

Our double kayaks provide the freedom of exploration of our bays and beaches.

STAND UP PADDLE BOARDS (SUPs)

SUPs are a great way to explore our coastline and beaches. They are light and easy to manouver which makes them the ideal tool to find your very own private spots.

TWO PERSON KAYAKS

ENJOY A CAREFREE
HOLIDAY...
ON THE WATER



USEFUL INFORMATION

NON-SAILING ACTIVITIES

Restaurants and Tipping

You will find many good restaurants in and around the base, most of them serving delicious local food. Here are a couple of our suggestions:

- O'Plongeoir - across the marina
- The Yacht Club Restaurant - located at the marina
- L'Arhawk - 5 minute walk from the marina
- West Indies Mall, 2 minutes walking distance with plenty of choice
- L'Express Bakery
- Fernand Bakery - chezfernandsxm.com
- Le Massai Lounge

Many more restaurants can be found in Marigot, with only 5 minutes walking from the marina. On Sundays many shops and restaurants in Marigot are closed, so make sure you organize your provisioning in time.

Tipping is standard and expected in all restaurants/bars and for other services undertaken during your holiday. The rule of thumb is generally 10-15 percent of the amount charged. Some establishments automatically add this onto the bill.

Hotels

French Side - the hotels are approximately 20 mins walking distance from the base, and there are plenty more in Orient Bay, Grand Case and Oyster Pond, little further away:

- | | |
|-----------------|--|
| Fantastic Hotel | fantastichotelsxm.com |
| Hommage Hotel | hommagehotel.com |
| Centre Hotel | centrhotel.fr/en |

Dutch Side - [take care of about restrictions](#)

- | | |
|--------------------------------|--|
| Holland House - Philipsburg | hhbh.com |
| Atrium - Simpson Bay | theatriumresort.com |
| Mary's Boon - Simpson Bay | marysboon.com |
| Princess Heights - Oyster Pond | princessheights.com |

Shopping

Many like shopping in St Martin/Maarten, however we advise attention in order to avoid quarantine upon return. St. Barts is a duty-free port, with the highest concentration of shops being in Gustavia, followed by St-Jean, with its several shopping centers.

Activities

Whether you're on the Dutch side or French side, there are numerous places worth a visit. Places to see, taste, feel, entertain, score, pleasure or experience. Each spot has its own special reason to visit. Go online to wearesxm.com for more details.

One of the things that set the dual-nation island of St. Martin apart from a typical beach destination is the incredible variety of sporting and adrenalin-charged activities available to visitors. Whether you get your thrills zipping across the waves on a Jet Ski, exploring the mysterious wonder of the ocean depths, or hiking or biking to the top of a windswept peak for a breathtaking view, St. Martin has something to please your sporting taste:

Hiking and Zipline	Loterie Farm	Tel: 00 590 590 878616
Horseback riding	Fort Saint louis (Marigot)	
Island tours	can be organised from the base	
Birdwatching	Parrot Ville	
Golf	The St. Maarten Golf Association (SMGA)	Tel: 001 721 545 3069 thetowersatmulletbay.com
Spa and Beauty	Tijon	tijon.com
Windsurfing, Kitesurfing, Wing Foil, SUP Foil, Surf, Wakeboard, Parasailing, Flyboard, Jetski	Orient Bay St Martin	wind-adventures.com

Nightlife

With the Nightlife on Sint Maarten/Saint Martin, you can dance and enjoy all night long! There are many different bars and clubs to choose from, every day is a party! Start your evening in one of the many top-notch cocktail bars such as:

Bamboo Bar | Ocean Lounge | Palapa Grill | Temps de Cherises |
The Boon | Kakao | Kontiki | Indigo Beach.

Test your luck in the casinos or party late-night at:

Rhythm & Booze | Red Piano | Snoopy's | Nowhere Special |
Topper's | WE Lounge | Marty's | Lotus Nightclub.

In St. Barts, some restaurants have an independent cocktail bar. They have a lively ambiance and sometimes propose live entertainment, like:

Bête Z'Ailes | La Plage | Nikki Beach | and | Le Ti St Barth.

On Gustavia is the "Yacht Club" with its "Live Screen Concerts" and "Casa Nikki", which provide mind-altering drinks, ear-shattering disco music, and a great dance floor.

Fishing

No license is required for fishing in this region and you are allowed to fish from the yacht. Fishing gear can be rented at the marina, payable in cash only on site (60\$ US per week). You can order in advance or on the day of boarding. Please be aware that fishing is only allowed on trails while sailing and outside marine parks.

Ciguatera poisoning is a BIG problem. Don't eat any fish you have caught before checking with a local fisherman.



Diving and Snorkelling

Like all the Caribbean - diving and snorkelling here is magnificent. We are providing our guests with fins, while for scuba diving a license is required, and we suggest a visit to a nearby center for equipment rental.

The Scuba Shop, located in Simpson bay near the international airport
thescubashop.net

LANGUAGE - USEFUL WORDS & PHRASES

Hello / Goodbye	Bonjour / Au revoir	Wine	Vin
How are you?	Comment allez-vous?	Beer	Bière
Thank you	Merci	Bread	Pain
You're welcome	De rien	Milk	Lait
Where is..?	Ou se trouve...?	Coffee	Café
How much?	Combien?	Water	Eau

CLEARANCE

The Leeward Islands are a group of countries and there is no formal cruising tax for the region. However, you must clear customs as you pass through each country and, generally, there are fees associated with the clearing process:

St. Martin

Marigot: 8:00 - 12:00 / 14:00 - 18:00, Mon - Fri
 Anse Marcel: 8:00 - 12:00 / 14:00 - 17:30, daily
 Philipsburg: 8:00 - 12:00 / 13:00 - 16:00, Mon - Fri; 9:00 - 15:00 weekends
 Simpson bay 7:00 - 18:00; Mon - Fri
 Oyster pond

Cost: Clearance 7€ Euros / 9\$ USD

Anguilla

Road bay: 8:00 - 12:00 / 13:00 - 16:00; daily

Cost: Clearance \$19 USD; below 20 tons - free / boat
 \$20 USD per person; \$10 USD for children
 Overtime \$10 USD, outside opening hours, on
 Sundays and holidays
 Cruising permit Boat to 20 tons - 38\$ USD
 Boat over 20 tons - 57\$ USD
 Marine Park 23\$ USD / day

St. Barthelemy

Gustavia: 7:30 - 12:30 / 14:30 - 17:30, Mon - Sat

Cost: Clearance no cost
 Anchorage 15€ to 30€ EUR

Statia

Oranjestad: 8:00 - 17:00; daily

Cost: Clearance \$9 - \$15 USD
 Mooring permit \$10 USD / day

St. Kitts and Nevis

Basseterre: 6:00 - 19:00, Mon - Fri; 6:00 - 9:00, Sat; 15:00 - 19:00, Sun
 Charlestown: 8:00 - 19:00, Mon - Fri

Cost: Clearance \$5 USD / person
 (one week visa) \$10 USD / yacht +\$10 USD if over 20T

Antigua and Barbuda

Jolly Harbor: 8:00 - 16:00; daily
 English Harbor: 8:00 - 16:00; daily

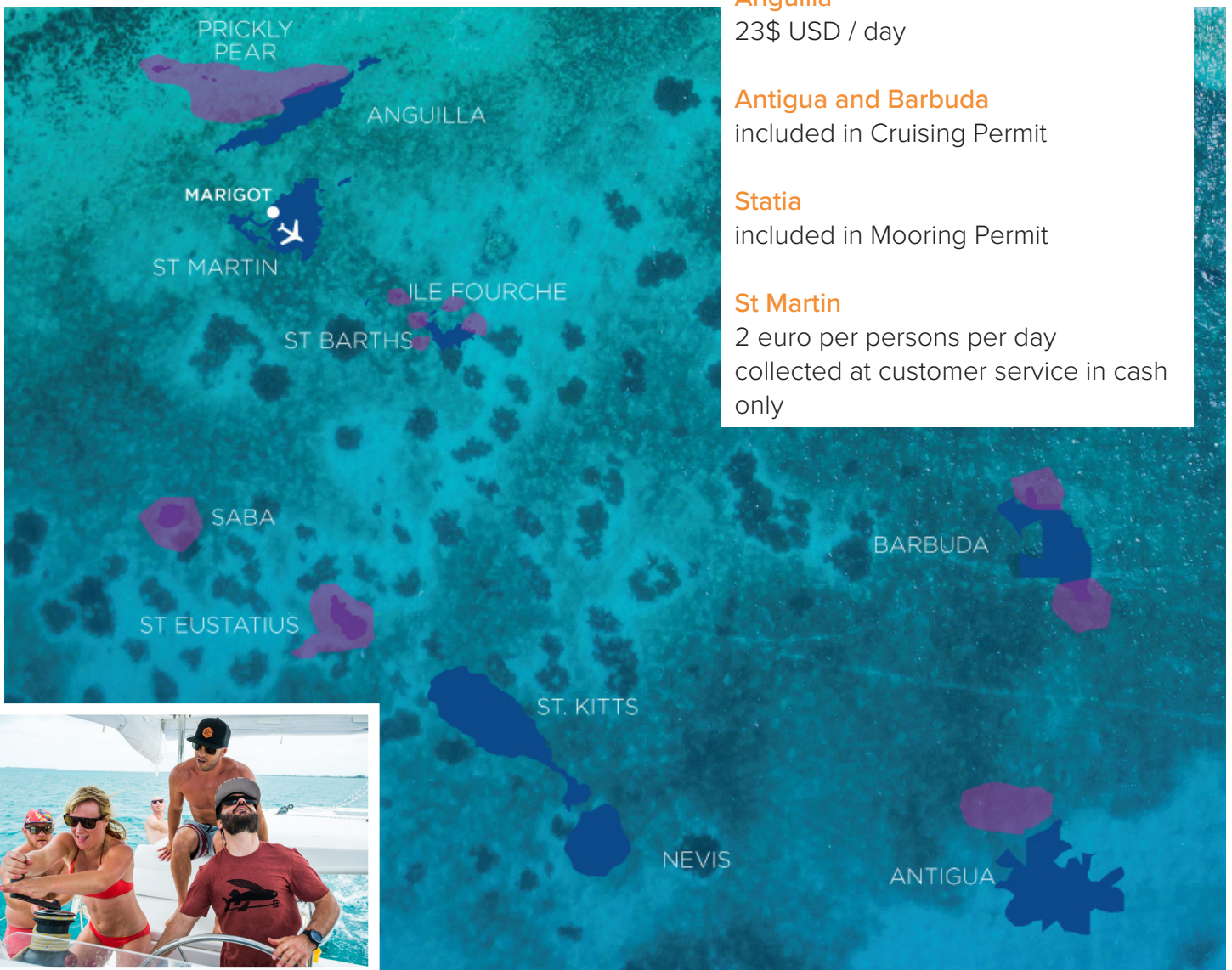
Cost: Clearance \$4 USD up to 40' / \$8 USD over 40'
 Entry fee \$3 USD / person
 Cruising permit \$8 USD up to 40' / \$10 USD over 40'
 (incl marine park fee)

Keep in mind that a DAY is midnight to midnight - meaning that one overnight stay is two days charge.
 Prices listed are subject to change.

PROCEDURE

Skipper is the one responsible of taking the **boat papers**, **crew list**, valid **passports** of all persons on board and the **cruising permit** to the Customs office. To save time, it is recommended that clients take several copies of a crew list with them so that they are prepared when visiting the Customs offices. They will be given a cruising permit which must be presented when clearing in and out of Customs.

- Make sure to:
- Check in and out of each country and to make sure to have all papers when going through the procedure.
 - Have the boat present and the crew stayed onboard until all formalities are completed.
 - Fly the yellow quarantine flag as long as clearance has not been done.



NATURAL PARKS

St Barts

2 € per person/day, collected when doing clearance

Anguilla

23\$ USD / day

Antigua and Barbuda

included in Cruising Permit

Statia

included in Mooring Permit

St Martin

2 euro per persons per day collected at customer service in cash only

SAILING AREA RESTRICTIONS

St Martin

Orient bay with 9ft swells or 25kts wind is to be avoided.

Anchoring in the lagoon is off limit.

Creole Rock mooring buoys are off limit.

French Cul de Sac anchorage, north pass of Pinel island and Oyster Pond marina are off limit.

Anguilla

South coast park area
Shoal bay

St Barth

No stern-to in Gustavia Harbor
No anchoring on N side

Antigua, Saba and Barbuda

Hodges bay to Mercedes Creek on Antigua are off-limit. Liability waiver must be signed to visit Saba and Barbuda

NIGHT SAILING

Night Sailing is not permitted; you must be moored at least one hour before sunset at all our locations.

It is strictly forbidden to sail alone; we require two persons minimum on board.

PREVAILING WINDS

From November to April local weather conditions are mostly dependent on the size and location of the north Atlantic high pressure system which moves southwards in the winter. The trade winds are clockwise rotating winds on its southern edge. They tend to be steady 12-20 knots out of the East varying a few degrees to ENE or ESE.

A strengthening of the high pressure system and the pressure gradient created by the advent of cold fronts from the west (especially during December to March) can cause the wind increase to 20-25 knots for several days at a time.

The hurricane season technically lasts from June to November. In this period we ask you to be particularly vigilant and to:

- Listen to the weather forecast daily or call the base for weather reports.
- If there is any mention of possible tropical development, contact the base.
- Notify us on any changes from the itinerary left in the base.
- Ensure cellphone connectivity, we will provide you with one if needed.
-

WEATHER FORECASTS

You will be given a forecast for the next couple of days at the beginning of your charter. Please make an effort to do a daily update:

Internet	windy.com ; windguru.cz
Telephone	Call our customer service starting from 9am for the report
VHF Radio	Channel 64 at: 9:00, 12:30, 20:00, and 22:00 (French)
FM radio	Freq. 91.9 at 9:00, 12:00, and 17:00

KEEP A LOOKOUT

Make sure one person is always designated “on watch” for other vessels, debris, fish traps, land or other navigational hazards.



Ensure your lookout knows how to disengage the autopilot and brief him / her on what to watch for. Breaking water, patches of light colored water may indicate shoals or reefs. Seeing one fish pot usually means there are others nearby as well. Do not sail between them as they can be connected by a piece of line.

4 HOUR BREAKDOWN GUARANTEE

We want to make sure your sailing vacation is fun, memorable and successful. So if you have any problems during your yacht charter, please call us and we'll sort them out within 4 working hours from your call. Check out more details [online](#).

IT COVERS

- Engine
- Transmission
- Windlass
- Sails
- Standing and running rigging
- Battery and alternator

IT DOESN'T COVER

- Electronics and Generator
- VHF
- Refrigeration
- Air conditioning
- Water maker
- CD player
- Marine toilets
- Water maker
- Water pump
- Dinghy and outboard
- Depth and speed instruments

Note: Breakdowns occurred outside the defined sailing area and hours (8:30-16:30), problems due to user negligence, bad weather or force majeure are not covered.



MOORING TIPS

Anchoring is the most common way of spending the night in St. Martin. Some anchorages offer mooring buoys as well, and in marine parks the use of one is obligatory.

Anchoring

Do so by 30 minutes before sunset at the latest. Remember that there is not a long twilight time in the tropics and that there is considerable glare on the sea late in the day, making the reefs hard to see. Snorkel over the anchor and mooring buoy to ensure it is secure.

Fish traps

Keep a good lookout at all time and beware of small floating markers. Do not pass between two close together, as they are probably connected with a line. Frequently, the second marker is half submerged or invisible. If you catch one in the propeller, try to remark it before you cut it loose, this is someone's living.

Buoyage

The entire Caribbean subscribe to the international Buoyage System B; Red Right Returning. However, there are very few navigation markers.

Navigation rules

Windward boat keeps clear.
 Boat on port tack keeps clear.
 Overtaking boat keeps clear.
 Boat running free keeps clear.
 Power vessel keeps clear of sail.
 (unless the vessel is overtaking)



EMERGENCY CONTACTS

We always recommend calling the base first in case of any incidents. However, there are a couple of contacts we would like our guests to keep handy. **The Coast Guard** is always on stand by on VHF Ch. 16.

	Police	Ambulance
St Martin	00 590 590 29 57 57	00 590 590 87 88 33
St Maarten	001 721 543 11 11	001 721 542 22 22
Anguilla	00 264 497 25 51	00 264 497 23 33
St Barth	00 590 590 27 60 35	00 590 590 27 11 70
Statia	00 721 318 22 11	00 721 318 23 33
St Kitts	00 869 465 25 51	00 869 465 22 41
Nevis	00 869 469 54 73	00 869 466 68 87
Antigua	00 268 462 08 66	00 268 462 01 25

YOUR SAFETY

STAY SAFE AND HEALTHY ABROAD

Please locate your safety card when you get onboard and ensure that all crew read it before leaving the marina. If you cannot find it, then please contact reception who can provide a replacement. Although you will have watched the [online Charter Safety Briefing](#) before leaving home, we recommend that you rewatch the video before leaving the dock. This can be done on your own devices using the QR code.

We care a lot about your personal safety, so please read more about these topics in the safety card:

- Accident & Illness
- Be Aware & Safe
- Swimming & Beach Safety
- Alcohol & Drugs



SCAN ME

SWIM SAFE

Swimming is often a fun and important part of a vacation. However local rules, flag systems, currents and where swimming may be permitted, can be different and vary from country to country. We strongly recommend that you and all your crew read through our 'swim safe' information [online](#) before you travel. Unfortunately even the strongest of swimmers can get into difficulties. The information on our website covers children, your surroundings, looking out for others, and not overestimating your own ability. Snorkel vests, life jackets (please see [page 14](#) for advise on what is available) and diver down flags are all available on board.



**Our Yachts and
Future Development**



**Community and
Wildlife-Based
Initiatives**



**Engagement and
Education for Our
Customers and Our
Employees**



Action on Waste



**Net Zero: Our
Carbon Reduction
Commitment**



SUSTAINABILITY

As passionate sailors, we want to look after the beautiful destinations that our customers visit. Being conscious of the impact we can have on local communities; the ocean and wildlife is key to ensuring we protect them for future generations to enjoy. Here are a few of our top tips on how to minimise your footprint when out on the water that collectively makes a big difference:

Sails up, sail green!
Minimise the motor.

Anchor with care.

Give sea life space and
do not attempt to touch
marine life.

Take only pictures.

Leave only footprints.

Throw nothing overboard.

Turn electricity off.

Use air-conditioning
only when needed.

Recycle and reuse
where possible.

Bring refillable
water bottles.

Say NO to plastic bags
and bring a reusable bag.

Minimise your plastic.

Collect litter when possible.

Buy local.

Use eco-friendly and fair
trade products.

Use facilities on land.

Shower quickly and ashore
where possible.



FIND OUT MORE

OUR
 **OCEAN**
PROMISE



MARINE ANIMALS

Jellyfish

There are many species of jellyfish in the cruising area and there have been several instances where clients who have been stung by jellyfish have required hospital treatment. If you have allergies, it is advised to wear stinger suits or refrain from swimming.

If you are stung

- Immediately exit the water and apply copious amounts of vinegar to the affected area.
- Pour vinegar over the tentacle before attempting to remove it with tweezers.
- Do not try to rinse it off with fresh water
- You can then immerse the affected limb in hot salt water or apply a hot compress.

Generally the affected area will usually only be a minor irritation, similar to a bee sting and the sting area is normally itchy. Should you start to experience any additional symptoms you should contact the base immediately for help and advice on where to seek medical assistance.

Coral stings and cuts

Several species of poisonous coral will have a painful sting if touched or stepped on while snorkelling. If you are stung immediately exit the water and apply copious amounts of vinegar to the affected area and then immerse the affected limb in hot water or apply a hot compress.

Cuts and abrasions caused from coral have a high risk of infection, so thoroughly clean the wound as soon as possible. Avoid swimming afterwards.

Sea Urchins

Sea urchins are not poisonous but their spines are very painful if touched or stepped on and will normally break off if attempting to pull them out with tweezers.

Hot water is again the best treatment and leaving vinegar-soaked cloth on the injured spot, so the spines get out.

Manchineel trees

Recognised by their tiny apple-like fruit, yellow or yellow-green in color. DO NOT eat the fruits or even sit underneath the tree in the rain. They grow along the shore and their toxin causes rashes and, in extreme cases, death.



Fish and Ciguatera

Ciguatera is caused by a neurotoxin which is only present in reef fish. There is no telling if fish are contaminated, so best avoid eating reef fish and stick to deep water fish, like swordfish, dolphin, tuna and wahoo.

Symptoms include tingling of the lips, mouth and tongue, itching skin, fever, chills, muscle and joint aches, weakness, vomiting and diarrhea. Seek medical attention immediately.


If you happen to be stung by a fish immediately exit the water and treat with hot water. You may require a tetanus injection.

Sharks

There are several species of sharks in these waters.

Sea Snakes

Sea snakes although highly venomous are actually very timid and avoid swimmers.



SPECIAL EVENTS

Antigua sailing week:

see sailingweek.com

Known as the Caribbean's hottest sailing week, Antigua Sailing Week is one of the world's premier racing regattas, combining regattas, barbecues and rum since 1968. Held in late April/early May each year, this regatta for ocean-going yachts has been running for over 40 years and attracts yachts and sailors from countries all over the world, as well as thousands of spectators.

Antigua Sailing Week is a Caribbean Sailing Association event and comprises five days of competitive racing beginning on the Sunday. Racing takes place for approximately three to four hours per day and is run out of English and Falmouth Harbors on the south coast of Antigua, while the awards ceremony takes place with great fanfare at Nelson's Dockyard, attended by all crews, yacht owners and officials.

Heineken regatta

see heinekenregatta.com

The Heineken Regatta is organized on the 1st weekend of March. Over a weekend, crews from various boat classes vie for victory in several races. This prestigious event, whose festivities are now considered legendary, has been taking place since 1980. The regatta sailors sail all around the island and, to stay true to tradition, the event ends with a ceremony of awarding the prizes. awards followed by extraordinary festivities on Kim Sha's beach to the beat of international music and the company of many Grammy Awards stars. This exhilarating effervescence is even felt among the sailors and visitors several days later. The St. Maarten Heineken Regatta is a true legend! The more daring can even hire a boat and be part of this tradition.

If you are participating in a regatta kindly note the following:

Charter Start/end

- You must book the boat with sufficient time to move it from the base to the area of the regatta taking into consideration the prohibition on night sailing and charter Start / End times
- It is recommended that you go to the venue and register prior to charter start.

Gennaker

- The boats is only equipped with mainsail and genoa. No gennakers nor spinnakers are supplied extra.
- Spinnaker poles are not available as the yachts are not equipped to carry a spinnaker pole.
- You are not permitted to bring and use your own spinnaker/gennaker.

Damage Waiver

- You are required to take the normal insurance required to charter a yacht.

Racing deposit

- If you are entering a regatta, it is considered racing and the refundable deposit amount is \$6500 USD for USA and European countries (cash or credit). This deposit will be returned once the yacht is handed back in a satisfactory condition.



Halyards

- Foresail halyard tension is preset.
- Should you over tension the halyard you risk overstressing the roller furler swivel and could damage the foil.
- On return to base all foils will be checked by as part of the debriefing.

Damage

- You must inspect the hull for any external damage as the vessel will be inspected upon return for damage.
- Any defects are to be noted on the pre- charter documentation.
- All decals/stickers must be removed at the end of the charter. Removal fee is €30 EUR per item.

Inventory

- You must race with all charter inventory carried on board and use the standard genoa/mainsail used for charter.

Anchors

- The primary anchor is a vital piece of safety equipment.
- You may not remove the anchor from the vessel.
- You may not disconnect it from the vessel and leave it “anchored” during racing.

Anchorage

- At least two qualified crew members sleep on board the yacht while it is anchored overnight.

SUGGESTED ITINERARIES

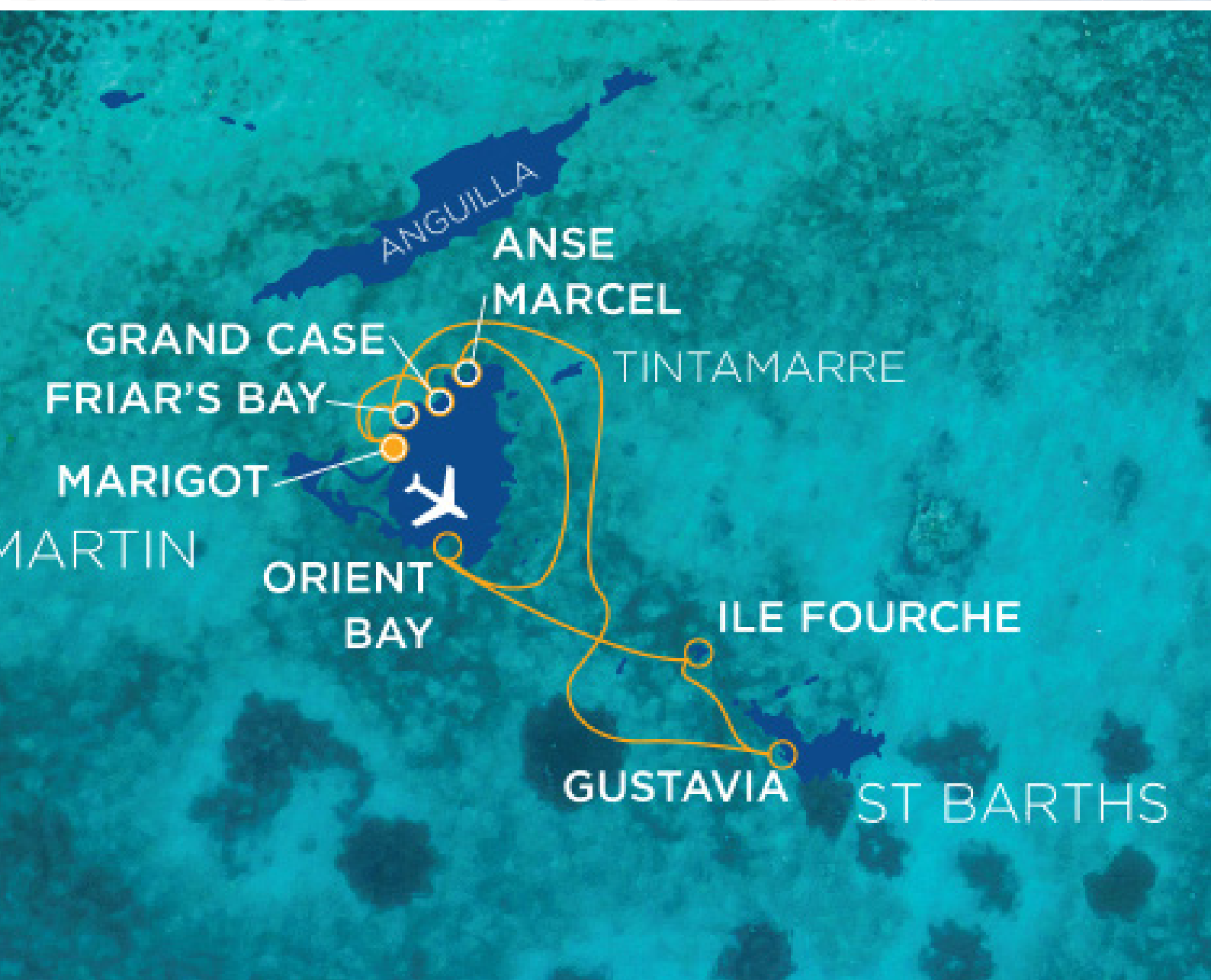
Here are sample itineraries that we recommend for the St. Martin region. For further details, consult the area briefer who will give you the best help in accordance with the weather conditions.



ONE WEEK ROUTE

- DAY 1**
Marigot Bay - Grand Case, St Martin
- DAY 2**
Grand Case - Anse Marcel, St Martin
- DAY 3**
Anse Marcel - Orient bay: Pinel or Green Cay
- DAY 4**
Orient bay - Isle Fourchue, St. Barths
- DAY 5**
Isle Fourchue - Gustavia, St. Barths
- DAY 6**
Gustavia - Tintamarre – Friar’s Bay, St Martin
- DAY 7**
Friar’s Bay - Marina Fort Louis







DESTINATION SPOTLIGHTS

ST. MARTIN

St. Martin/St. Maarten, also known as “The Friendly Island”, is famous for its duty-free shopping and nightlife, and well -recognized as the gastronomic capital of the Caribbean for both local and international cuisine.

ORIENT BAY

One of the hot spots of the French side of St. Martin, Orient Beach is the largest and most popular beach on the island. With a long white sand beach of 1.5 miles, it is a blend of French & Caribbean Culture, with lovely Beach Bars and Restaurants. The area is dotted with colorful houses and buildings, which puts you right into the Caribbean vibe. Orient Bay is filled with high-end beach bars and great boutique hotels you can vacation in. End your day at Orient Village and enjoy a romantic, authentic French dinner at any of their restaurants.



FACILITIES & SERVICES	COMMENTS	FACILITIES & SERVICES	COMMENTS
Mooring fee	✗	Mooring type	Anchoring
Clearance	✗	Wifi	✗
Ice	✓	ATM	✗
Shops	✓ Provisioning, Diving and Gift shops	Taxi	✓
Restaurants & bars	✓	Entertainment	✓
Garbage	✓	Follow the bearing, dinghy beaching tough	

TINTAMARRE

This uninhabited island has an amazing beach - “Baie Blanche”, on the west side of the island, with good snorkelling opportunities all around. Tintamarre lies within the boundary of the Saint Martin Nature Reserve. Using your anchor is the best and only option for spending the night.



FACILITIES & SERVICES	COMMENTS	FACILITIES & SERVICES	COMMENTS
Mooring fee	✗	Mooring type	Anchoring
Clearance	✗	Wifi	✗
Ice	✗	ATM	✗
Shops	✗	Taxi	✗
Restaurants & bars	✗	Entertainment	✗
Garbage	✗	Mind heavy winds or N swell.	



PINEL ISLAND

Visit the secluded Pinel Island and find yourself in a tropical oasis located on the French side of Saint Martin. Once on the island, you can rent a beach chair at Karibuni & Yellow Beach or relax on your towel. On the other end is a little secluded beach where topless/nude is well accepted. Both beach bars & restaurants are known for their fresh seafood and lobster dishes. Pinel Island is a natural reserve, so go for a hike and enjoy beautiful views while encountering iguanas, land turtles, and hermit crabs. You can also admire the rich sea life, the sea grass hides turtles just waiting to be found.

FACILITIES & SERVICES	COMMENTS	FACILITIES & SERVICES	COMMENTS
Mooring fee	✓ Marine park buoys	Mooring type	Only anchoring for overnight.
Clearance	✗	Wifi	✗
Ice	✗	ATM	✗
Shops	✓ Gift shop	Taxi	✗
Restaurants & bars	✓	Entertainment	✗
Garbage	✗	4 ft shoal at entrance, do not enter from N	

GRAND CASE

Grand Case is a quiet town, but nonetheless known as the gastronomic center of St Martin.

A lot of shops and restaurants are dotting the streets, with live music nearly every night in one of the many bars. Tuesday night is especially lively during high season. Go to Rocher Créole with your dinghy for some good snorkelling.



FACILITIES & SERVICES	COMMENTS	FACILITIES & SERVICES	COMMENTS
Mooring fee	✗	Mooring type	Anchoring. Dinghy dock available.
Clearance	✗	Wifi	✗
Ice	✓	ATM	✗
Shops	✓ Provisioning, Dive and Gift shops	Taxi	✗
Restaurants & bars	✓	Entertainment	✓
Garbage	✓		

SIMPSON BAY (ST. MAARTEN)

Look no further for casinos and night life than this large and pleasant bay. It is surrounded by beaches, with good anchoring on the eastern side of the island.

Dinghy can be tied at the Yacht Club, under the bridge. Customs and Immigration is located on the left side of the bridge.



FACILITIES & SERVICES	COMMENTS	FACILITIES & SERVICES	COMMENTS
Mooring fee	✗	Mooring type	Anchoring on the E side. Dinghy dock at the Yacht Club.
Clearance	✓ at the left side of the bridge.	Wifi	✓
Ice	✓	ATM	✓
Shops	✓ Provisioning, Dive and Gift shops	Taxi	✓
Restaurants & bars	✓	Entertainment	✓ Casinos and nightlife.
Garbage	✓	Do not enter the lagoon with your boat.	

PHILIPSBURG GREAT BAY (ST. MAARTEN)

Welcome to the capital of the dutch side of the island. This is where major cruise ships stop and the number of tourists is always great. Nice and long broadwalk is filled with bars and restaurants, duty free shops and casinos.

You can tie up in Bobby's marina for water (VHF 16) and enjoy duty free shopping or go and play in casinos if Lady Luck is on your side.



FACILITIES & SERVICES	COMMENTS	FACILITIES & SERVICES	COMMENTS
Mooring fee	✓ Bobby's marina VHF 16	Mooring type	No anchoring. Marina berths.
Clearance	✓	Wifi	✓
Ice	✓	ATM	✓
Shops	✓ Provisioning, Gift and Duty-free shops	Taxi	✓
Restaurants & bars	✓	Entertainment	✓ Casinos
Garbage	✓		

ANGUILLA

Anguilla is a British overseas territory in the Eastern Caribbean, and also the most northern of the Leeward Islands, just a 20-minute ferry ride north from Sint Maarten.

It is noted for its easygoing atmosphere and magnificent white sandy beaches and waters, with several small uninhabited offshore islands.

ROAD BAY

Main port of entry to Anguilla, Road bay is a long bay with a white sandy beach. Clear customs and ask for your cruising permit if you want to visit other bays or islands and enjoy live jazz music on Sundays afternoon at Johnno's.

FACILITIES & SERVICES	COMMENTS	FACILITIES & SERVICES	COMMENTS
Mooring fee	✗	Mooring type	Anchoring. Dinghy dock.
Clearance	✓	Wifi	✗
Ice	✓	ATM	✗
Shops	✓ Dive and Gift shops.	Taxi	✓
Restaurants & bars	✓	Entertainment	✓
Garbage	✓		

CROCUS BAY

Just after Road Bay, Crocus bay is much quieter. A short 15 minute long walk will get you to the Valley, main city of Anguilla or to Little Bay where you can study the marine life of the Marine Park.

Pick up a mooring buoy in Little Bay for nice snorkeling during the day and anchor for the night in Crocus Bay (you need to buy 2 days cruising permit).



FACILITIES & SERVICES	COMMENTS	FACILITIES & SERVICES	COMMENTS
Mooring fee	✓ Marine park buoys for day-time in Little bay.	Mooring type	Anchoring.
Clearance	✗	Wifi	✗
Ice	✓	ATM	✗
Shops	✓ Dive and Gift shops.	Taxi	✓
Restaurants & bars	✓	Entertainment	✓
Garbage	✓		

SANDY ISLAND

Small sandy island bearing that exact name is a Marine Park with one restaurant.

To get to the island, you must take a mooring buoy or anchor outside the reef and dinghy in carefully between the reef surrounding the island.



FACILITIES & SERVICES	COMMENTS	FACILITIES & SERVICES	COMMENTS
Mooring fee	✓ Marine park	Mooring type	5 mooring buoys. Anchoring.
Clearance	✗	Wifi	✗
Ice	✗	ATM	✗
Shops	✗	Taxi	✗
Restaurants & bars	✓	Entertainment	✗
Garbage	✗	Avoid the reef.	

PRICKLY PEAR

A sailor’s dream of paradise, this marine park with its long white sand beach surrounded by reef, has 2 restaurants and is the perfect place for a lobster party.

Once you get your cruising permit, leave early to pick up one of the three mooring buoys as it is not easy to anchor (a lot of rocks there). Anchor in the south of Prickly island, then dinghy in. Have a good look at the guidelines to find your way in.



FACILITIES & SERVICES	COMMENTS	FACILITIES & SERVICES	COMMENTS
Mooring fee	✓ Marine park.	Mooring type	Anchoring difficult due to rocks. 3 mooring buoys.
Clearance	✗	Wifi	✗
Ice	✗	ATM	✗
Shops	✗	Taxi	✗
Restaurants & bars	✓	Entertainment	✗
Garbage	✗	Don't go with N swell, avoid the reef.	



ST. BARTHOLOMEW'S

Saint Barts is renowned as one of the oldest volcanic islands in the Lesser Antilles chain. Its arid and rocky soil does not adapt to agriculture. Iguanas, land and sea turtles, sea birds, including the pelican, island mascot or the astonishing hummingbird in the gardens make up a discreet but very present fauna.

ILE FOURCHE

A perfect stop between St Martin and St Barth, Ile Fourche is a marine park and basically an old crater of a volcano.

Go and hike one of the five hills at the end of afternoon if you remembered to bring good shoes, or watch sea turtles while snorkelling. Humpback whales migrate through here in the spring, so keep an eye out for these magnificent creatures. Be careful with rock awash on the southwestern tip and don't stay on the mooring buoy for the night, but use your anchor instead.

FACILITIES & SERVICES	COMMENTS	FACILITIES & SERVICES	COMMENTS
Mooring fee	✓ Marine park daytime buoys.	Mooring type	Buoys for daytime. Overnight on anchor.
Clearance	✗	Wifi	✗
Ice	✗	ATM	✗
Shops	✗	Taxi	✗
Restaurants & bars	✗	Entertainment	✗
Garbage	✗	SW tip awash with rocks.	

ANSE DU COLOMBIER

Another marine park in the area, Anse du Colombier appeals to adventurous types with its unspoilt nature, offering great hikes and calm surroundings. Climb the stairs to have a nice look on the other side of the island or simply chill and enjoy the quiet. Use your anchor if you want to stay overnight.



FACILITIES & SERVICES	COMMENTS	FACILITIES & SERVICES	COMMENTS
Mooring fee	✓ Marine park daytime buoys.	Mooring type	Buoys for daytime. Overnight on anchor.
Clearance	✗	Wifi	✗
Ice	✗	ATM	✗
Shops	✗	Taxi	✗
Restaurants & bars	✗	Entertainment	✗
Garbage	✗		



GUSTAVIA

St Barth’s main town filled with fancy shops and very good restaurants. Anchor in Corossol and dinghy in (no docking is allowed except alongside for water) and soak in the french astmosphère. Go to shell beach (5 min walking) for a swim and lunch on the beach and have a drink at “Le Select” and a “cheesburger in paradise”. You can rent a car or hire a taxi to tour the island

FACILITIES & SERVICES	COMMENTS	FACILITIES & SERVICES	COMMENTS
Mooring fee	✗	Mooring type	Anchor in Corossol. Dinghy dock.
Clearance	✓ “Capitainerie”	Wifi	✓
Ice	✓	ATM	✓
Shops	✓ Provisioning, Chandlery, Dive and Gift shops.	Taxi	✓
Restaurants & bars	✓	Entertainment	✓
Garbage	✓	No docking allowed except for water.	



ST. KITT'S AND NEVIS

Also called Saint Christopher and Nevis, it is the smallest country in the Caribbean with the capital Basseterre on the island of Saint Kitt's.

St Kitts is known for its beautiful beaches, unspoiled tropical forests and friendly locals, but there is a lot more than meets the eye. Nevis, surrounded by coral reefs, lies 2 miles (3 km) southeast of Saint Kitts across a channel known as The Narrows. The island is circular, and it consists almost entirely of a mountain.

BASSETERRE (ST. KITTS)

The capital of St Kitts is a busy town with a very good fresh market. You can anchor outside or come into the marina to visit the town, hire a cab from Percy (our representative and a nice taxi driver : VHF16) to visit the Fort, the sugar cane plantation and the rain forest with its green velvet monkeys.

FACILITIES & SERVICES	COMMENTS	FACILITIES & SERVICES	COMMENTS
Mooring fee	✓ Port Zante marina.	Mooring type	Anchoring and Marina berths. Dinghy docks.
Clearance	✓ at Cruise ship dock.	Wifi	✓
Ice	✓	ATM	✓
Shops	✓ Provisioning, chandlery, gift shops, fresh market.	Taxi	✓
Restaurants & bars	✓	Entertainment	✓
Garbage	✓	Fuel and water available.	

WHITE HOUSE BAY (ST. KITTS)

If you prefer calm anchorage and good snorkelling, White House Bay is the place to go. There is an easy road access, so it is easy to anchor and tour the island with a taxi from here. Good snorkeling is found on the reef on the south of the bay.



FACILITIES & SERVICES	COMMENTS	FACILITIES & SERVICES	COMMENTS
Mooring fee	✗	Mooring type	Anchoring.
Clearance	✗	Wifi	✗
Ice	✗	ATM	✗
Shops	✗	Taxi	✓
Restaurants & bars	✗	Entertainment	✗
Garbage	✗	Avoid the reef.	

NEVIS

Nice little town with an old charm, and long sandy beach with some restaurants.

Pick up a mooring buoy and visit Charlestown or hang on the very long sandy beach. There are plenty of restaurants to enjoy, or you can hire a taxi to visit the island, an old plantation, the botanical garden and waterfall.




FACILITIES & SERVICES	COMMENTS	FACILITIES & SERVICES	COMMENTS
Mooring fee	✗	Mooring type	Anchoring and mooring buoys. Dinghy dock in Charlestown.
Clearance	✗	Wifi	✗
Ice	✓	ATM	✓
Shops	✓ Provisioning and gift shop.	Taxi	✓
Restaurants & bars	✓	Entertainment	✗
Garbage	✓		



STATIA

St. Eustatius, or Statia, is aptly described as a sleepy corner of the Caribbean. “The Golden Rock” is one of the last great destinations where you can get a taste of the old Caribbean, a laid-back island with few flashy attractions but lots of great diving, well-preserved natural habitats, and history aplenty.





ORANJESTAD

Oranjestad is the smallest capital in the world, from where you can visit the volcano and rain forest, as well as bask in history of the small island you are on.

Among first visitors was probably Christopher Columbus in the 15th century, but Statia actually blossomed from trading weapons during the American Civil war, making history by being the first country to recognise America as an independent country. While spending time there, make sure to keep an eye out for blue beads, the old payment method, and the only artifact allowed to leave the island, guaranteeing you will come back.

FACILITIES & SERVICES	COMMENTS	FACILITIES & SERVICES	COMMENTS
Mooring fee	✓ Mooring buoys.	Mooring type	Anchoring and mooring buoys.
Clearance	✓	Wifi	✗
Ice	✓	ATM	✓
Shops	✓ Provisioning, dive and gift shops.	Taxi	✓
Restaurants & bars	✓	Entertainment	✗
Garbage	✓		



SHARE YOUR EXPERIENCE WITH US!

We'd love to hear all the adventures you had on the clear blue waters near our base!

Be sure to e-mail us all of your favorite moments:

sales@sunsail.com



Sunsail St. Martin
Mariner Yacht Services
Marina Fort Louis
Baie de Marigot
Marigot 97150 Saint Martin