



WELCOME TO
LEFKAS



SHARE YOUR SUNSAIL EXPERIENCE

We love to see what you've been up to on your holiday. Share your photos on Facebook, Instagram and Twitter making sure to tag us.



@SunsailUK



@sunsailholidays



@SunsailUK



WELCOME to **Sunsail** **Lefkas, Greece**

“ Lefkas is a really really nice place to come. For the boats and guests, it is just fabulous.... It has a very village like feel to it and is an extremely popular holiday destination within Greece as well as from abroad. There are so many things to do on the island that you can be as active as you want, or not as the case may be. ”

*Claire Shields, Base
Manager*

This eGuide was made by Sunsail co. and is meant to be used for informational purposes only, as well as to give you general information and general understanding of the region. By using this eGuide you understand that some changes in information are possible and that this eGuide is no substitute for a full Chart and Area Briefing or official charts issued by the government.



MARINA LEFKAS 6

Time Difference 6
 Base Address 6
 Boarding Time 6
 Reception Office Hours 6
 Late Arrivals 6

CONTACT DETAILS 6

Lefkas Marina Facilities 7
 Arrival Procedure 7
 Airport Transfers 7
 Base Map 7

UPON ARRIVAL 8

Check-In Procedure 8
 Embarkation Time 8
 Out Of Hours Arrival 8
 Early Boarding 8

AREA, YACHT, & SAFETY BRIEFINGS 9

Online Chart Briefing 9
 Yacht Briefing 9
 Health And Safety Briefing 9
 Sailing License 9

WHAT TO DO WHILST WAITING FOR YOUR BOAT 10

Lefkas Town Facilities 10
 Provisioning 11
 Cool Boxes 11
 Luggage Storage 11
 Security 11
 Charcoal Bbq 11
 Wi-Fi 11
 Music 11
 Water And Garbage 11
 Refueling 11
 Electricity 11
 4 Hour Commitment 13
 Boat Papers & Mooring Fees 13
 Mooring Fees 13
 Coastguard 13
 Before You Leave The Base 13

WHILE SAILING 14

- Accidents / Collisions 14
- Yacht Damage Waiver And Security Deposit... 14
- Sustainability..... 15

WHEN YOU RETURN TO LEFKAS..... 17

- Morning Yacht Return 17
- Before Returning 17
- Before You Leave Your Boat..... 17

YOUR SAFETY..... 18

USEFUL INFORMATION.....20

- Tavernas / Restaurants.....20
- Wine Tasting.....20
- Diving.....20
- Watersports20
- Currency & Credit Cards20



- Fishing And Snorkeling.....20
- Language - It's All Greek To Me 21
- Berthing Tips24
- Weather26
- Local Weather Systems26
- Marine Animals.....26
- The Ionian Dolphin Project26
- The Mediterranean Monk Seal27

SPECIAL ATTENTION/ NO-GO ZONES30

SUGGESTED ITINERARIES 31

- One Week Route North 31
- One Week Route South 31
- Lefkas Flotilla - 1 Week32
- Meganisi Flotilla - 1 Week.....32
- Paxos Flotilla - 1 Week.....33

DESTINATIONS SOUTH OF LEFKAS BASE33

- Nidri, Lefkas34
- Sivota, Lefkas34
- Vasiliki, Lefkas35
- Spartahori, Meganissi.....36
- Vathi, Meganissi.....36
- Port Atheni, Meganissi 37
- Kalamos And Kastos38
- Ithaca40
- Kioni, Ithaca.....40
- Frikes 41
- Vathi, Ithaca 41
- Kefalonia42
- Fiscardo.....42
- Agia Eufemia, Kefalonia43

DESTINATIONS NORTH OF LEFKAS BASE44

- Parga (Ormas Valtou) 44
- Mandraki Harbour44
- Sivota Mourtos45
- Paxos Island46
- Gaios46



MARINA LEFKAS

Explore Greece's Ionian Coast and many of the other Heptanese Islands from our base on Lefkas, including Kefalonia, Ithaca, and the numerous tiny islets for which Greece is rightly known. You'll take in the culture, cuisine, and nightlife of the Ionian Coast and relax in the sun with beautiful Grecian scenery as your backdrop. Lefkas is the launchpad for your perfect island-hopping getaway.

CONTACT DETAILS

Customer Service00 30 264 50 29 622 (Office hours)

Technical Support00 30 694 82 40 089 (24 hours)

VHFCh. 10

Base Manager Claire Shields
sunsail.lefkas@thlmarine.com



TIME DIFFERENCE

Lefkas is SET
 (Standard Eastern Time)
 so UTC+02:00.

Sunsail
 Marina Lefkas
 East Shore
 31100
 Lefkada, Greece

BOARDING TIME

Charters start daily at 6pm
 and end at 9am.

Early boarding is also possible
 at 3pm. Please contact your
 Holiday Planner to book.

RECEPTION OFFICE HOURS

April - October
 Monday - Thursday 9am-5pm
 Friday - Sunday 9am-7pm

November - March
 Monday - Friday 9am - 5pm

LATE ARRIVALS

If you arrive outside of working
 hours, there will be a letter of
 arrival waiting for you at reception.

LEFKAS MARINA FACILITIES

- **Toilets & Showers:** 4 shower/toilet blocks in the marina. Open 24 hours. The showers operate on a card system, these can be rented from Sunsail reception (cash only)
- **Water & Electric:** available on the dock.
- **Free Wi-Fi:** available at Sunsail reception area. Ask at the reception desk for the password.
- **Laundry Service:** Located next to the chandlery.
- **ATM:** Located opposite the marina entrance.
- **Cafes and Restaurants:** 2 on-site café bars - Porto Café and Remezzo Café, all located by the marina office.
- **Supermarket:** Free Delivery to your yacht is available.
- **Car Parking:** Free and based on a first-come, first-served basis. Please ask at the security gate at the marina entrance if you need assistance
- **Camper Van Parking:** Parking is available at a fee, please contact the marina office before arrival to arrange.

ARRIVAL PROCEDURE

Guests are taken directly to their yacht and, depending on their arrival time, they will be given a quick briefing on the operation of toilets and cabin lights.

Area briefings are available online for the region.

Boat briefings are done with only the Skipper and First Mate present

AIRPORT TRANSFERS

We are happy to organize a transfer for our guests, either from the airport of any other place, to ensure a worry-free arrival and departure. Contact your booking agent with the correct time, flight number, place of pickup and the number of people, or contact the base via e-mail. Prices of transfer from the airport (PVK) to the base are as follows:

- 1-4 pax = 45 euros
- 5-8 pax = 90 euros
- 9-19 pax = 130 euros





UPON ARRIVAL

CHECK-IN PROCEDURE

When you arrive at the Lefkas marina, please go to the Sunsail Reception area where our team will assist you in checking in. Please have the following items ready:

- Skipper's Licence
- Passport or Identity Card for each member of the crew
- Mobile phone number
- Credit Card for the Security Deposit. Please be aware that we can only accept credit card payments, and Amex is not accepted.

Please ensure all pre-departure tasks have been completed prior to your arrival to avoid any delays.

EMBARKATION TIME

Your boarding time is at 18:00. We thank you for your patience and understanding whilst waiting to board your yacht. Please ensure you have left your mobile phone number with our reception team who will contact you as soon as your yacht is ready.

OUT OF HOURS ARRIVAL

If you arrive at our base outside of the normal reception times, you will need to follow our out-of-hours arrival process: if you arrive outside of working hours, there will be a letter of arrival waiting for you at reception.

EARLY BOARDING

Is now available and can be organised in advance of your arrival at Lefkas base with your holiday planner. Boarding time is brought forward to 15:00. Please note that availability is limited, and early boarding may not be possible during peak travel dates.



AREA, YACHT, & SAFETY BRIEFINGS

ONLINE CHART BRIEFING

Enjoy more time on the water by watching the required [chart briefing](#) prior to your arrival from the comfort of your home. Feel free to share the links with your fellow crew and start to build your perfect week in Lefkas. Find your chart briefing video here.

After viewing this, take note of any outstanding questions and discuss these with our teams upon arrival at our base.

YACHT BRIEFING

Once you have boarded your yacht, one of our technicians will come on board and explain the operating systems to you. This will include the rigging, electronics, and safety equipment. Please make sure that only the Skipper and the First Mate are on board for the briefing. Please follow and sign off the boat briefing list to ensure you are familiar with everything on board your yacht.

HEALTH AND SAFETY BRIEFING

We take the safety of all our customers very seriously. Please ensure you and each of your crew watch our video [HERE](#) before you arrive at Lefkas. This will ensure you are all set for a fun and safe week on the water.



SAILING LICENCE

To sail in this destination you'll need a [sailing licence](#). The requirement is (at min.) an ICC qualification or local equivalent. Please note: The RYA Day Skipper qualification is not accepted in Greece at this time. Original license/certificate must be presented upon check-in at the base.





WHAT TO DO WHILST WAITING FOR YOUR BOAT

- Visit Lefkas Town and enjoy lunch in one of the many restaurants (we are on the doorstep of the town)
- Visit the old town and the local folklore museum
- Provisioning
- Spend a few hours at the beach (5-minute taxi or 30-minute walk)

LEFKAS TOWN FACILITIES

The town has great facilities and is right next to our corner of the marina:

- Lots of great restaurants
- Supermarkets: AB Vasilopoulos, Sklavenitis, OK, Kritikos, Market In, My Market
- Choice of bakeries
- Fruit & vegetable shops (local market opposite the Marina on a Saturday)
- Pharmacies: Open late and emergency Sunday opening hours on a rota
- Local doctors, surgery and hospital
- Post office and banks open (08:00 – 14:00 Mon – Fri)
- Beaches



PROVISIONING

Pre-ordered provisioning is NOT possible in Lefkas however we have plenty of local options to support you upon arrival.

There is an onsite mini market that will deliver your shopping directly to your yacht at no extra cost or you can visit one of the larger supermarkets in town.

COOL BOXES

The catamarans have a portable cool box. On the monohulls, the coolbox is available on request, please note we have a limited number available.

LUGGAGE STORAGE

There is minimal storage at the base. We work on a first come first serve basis. Please note this storage is in an open area and to be used at your own risk. This is only available until you board your yacht. No storage available for the week.

SECURITY

The entire marina is under 24/7 security.

CHARCOAL BBQ

Not available in Lefkas. Due to fire hazards in Greece, it is not advised to have a charcoal barbecue on-board, so please be understanding.

WI-FI

Wi-Fi is available within the reception. Please ask our teams for details.

MUSIC

All Sunsail yacht stereos can be paired to your device via Bluetooth, so you can connect and enjoy your own music.

WATER AND GARBAGE

Water - can be purchased on most of the islands you will be sailing to. Check the facilities on arrival in each port.

Garbage - you should dispose of it directly in garbage points along the coast or simply at the base.

REFUELING

One full tank suffices for any holiday, however, if you need to fuel up, ask at the base for advice, or use the fuel station at the entrance of the marina on your return to base.

ELECTRICITY

The standard voltage on all yachts is 12 volts. Not all yachts have generators, so it's good to bring a 12 V cord as well. Each vessel is equipped with a shore power plug and hooked up to shore power before and after each charter.





4 HOUR COMMITMENT

We maintain our fleet to the highest standards so you can make the most of your time on the water. However, if you have a breakdown or technical problems, please contact your base team so we can support you.

For essential equipment we provide a 4-Hour Commitment. This means we will attend to the yacht within four working hours of you notifying us of the breakdown of any essential equipment (judged by the opening hours of the base reception). We are able to support you with the breakdown of unessential equipment too however this may not be attended to within 4 hours of us being notified.


ESSENTIAL EQUIPMENT INCLUDES

- Engine
- Transmission
- Windlass
- Sails
- Standing and running rigging
- Battery and alternator

UNESSENTIAL EQUIPMENT INCLUDES

- Cellular phones
- VHF
- Refrigeration
- Air conditioning
- Water maker
- CD player
- Marine toilets
- Water pump
- Dinghy and outboard
- Depth and speed instruments

Note: Breakdowns occurred outside the defined sailing area and hours (9am-5pm), problems due to user negligence, bad weather or force majeure are not covered. Get the full policy details by clicking [HERE](#).



BOAT PAPERS & MOORING FEES

The boat papers are effectively your yacht's passport. They contain all of the legal documents & certificates for your yacht required to charter here in Greece. They will also contain a copy of your crew list and charter contract.

The papers **MUST** be on board at all times. Please place them in your chart table and only remove them when asked by either a Sunsail member of staff or the local Port Authority/Coastguard.

The Port Authorities do occasionally carry out random checks on charter yachts. Should the papers not be on board, you will be fined and the boat could be impounded.

MOORING FEES

Mooring Fees are still fairly rare in the Ionian. Some of the larger towns where there is a Port Police office, they will charge you up to 11 Euros if you are moored on the town quay. Water and electricity if available will be extra.

There are a few harbours that have put in private marinas with facilities, for which they charge. You will be advised of this in the area briefing.

Some of the tavernas out on the water have put in private pontoons with lazy lines. They do not charge for the mooring, but you are expected to eat in their tavern.



COASTGUARD

During your cruise you may get stopped by the coastguard, who carry out regular checks during the season. They will check your crew list to make sure it is accurate, the registration documents of the boat, your tourist status report and you will need to show your skipper's licence. You may be fined if there are passengers onboard that are not listed on the crew list, or if you do not have a valid skipper's licence.

BEFORE YOU LEAVE THE BASE

- Please ensure you have all the galley equipment and linen you will need. Extra is available upon request where available.
- Check snorkeling fins are in the cockpit lockers. Please note that we are no longer providing snorkels and masks onboard. If you require additional sizes of fins, we have a limited supply. Please return any spares not required.
- We have a limited selection of life jackets & harnesses for children if you have not brought your own. Please see your flotilla host or reception for help with this.
- Make sure your yacht is full of fuel and water.
- Make sure that you have your boat papers.



WHILE SAILING

ACCIDENTS / COLLISIONS

While out sailing, things can happen where an accident or collision with another vessel will occur. If you are unfortunate enough to be involved in one, please follow the check list below on what needs to be completed no matter how big or small the accident or collision with another vessel is:

Contact the base.

Check all persons are safe and there are no injuries.

Make sure the vessel is in a safe area and no further injuries or damage can occur.

Return to dockage/anchorage, even if it looks like no damage is visible.

Skipper of both vessels need to exchange contact details for later reference.

Photograph the damaged area if damage has been induced.

VHF Channel 16 and Channel 12 are the emergency channels in Greece, please only use these for emergencies.

Please note that not returning to a scene of a collision or accident does make the situation a little more complicated.

YACHT DAMAGE WAIVER AND SECURITY DEPOSIT

Our yacht damage waiver can be added any time prior to you leaving the marina. The pre-paid, daily amount reduces your liability in the case of damage caused to the yacht or the loss of equipment on board.

A security deposit is required for all charters. The amount will vary based on the size and type of yacht being chartered, please consult our terms and conditions for further information [HERE](#).

A pre-authorisation will be taken against a credit card and will be released when the yacht is returned to base without damage.





Our Yachts and Future Development



Community and Wildlife-Based Initiatives



Engagement and Education for Our Customers and Our Employees



Action on Waste



Net Zero: Our Carbon Reduction Commitment



SUSTAINABILITY

As passionate sailors, we want to look after the beautiful destinations that our customers visit. Being conscious of the impact we can have on local communities; the ocean and wildlife is key to ensuring we protect them for future generations to enjoy. Here are a few of our top tips on how to minimise your footprint when out on the water that collectively makes a big difference:

Sails up, sail green!
Minimise the motor.

Anchor with care.

Give sea life space and do not attempt to touch marine life.

Take only pictures.

Leave only footprints.

Throw nothing overboard.

Turn electricity off.

Use air-conditioning only when needed.

Recycle and reuse where possible.

Bring refillable water bottles.

Say NO to plastic bags and bring a reusable bag.

Minimise your plastic.

Collect litter when possible.

Buy local.

Use eco-friendly and fair trade products.

Use facilities on land.

Shower quickly and ashore where possible.



FIND OUT MORE

OUR
 **OCEAN**
PROMISE





Please ensure you fully vacate your yacht by 9:00 am at the latest.

WHEN YOU RETURN TO LEFKAS

MORNING YACHT RETURN

All the boats are required to be back in the base by 17:00 on Friday (the day before disembarkation). This enables the base staff to give their full attention to the guests' check-out procedure, and the guests to disembark the boat at 9.00 Saturday (last day) without a big commotion.

If you feel like you need one additional night outside of the base - enquire with your booking agent or directly at our reception for prices and availability of the Morning Yacht Return option. Please note that disembarkation is at 9.00. A debriefer will come on board and complete a technical debrief of the yacht.

BEFORE RETURNING

Please make sure all holding tanks and bilges have been emptied prior to your return to the base.

- If you have NOT prepaid for fuel, please refill at the fuel station in the entrance to the marina before calling up for mooring instructions.
- Use VHF channel 10 to call Sunsail Lefkas base for mooring instructions; please do not call until you are in sight of the marina. If you are arriving outside of working hours, the marina staff will be available on channel 69.
- You must depart your yacht by 09:00 on the last day of your charter.

BEFORE YOU LEAVE YOUR BOAT

Please ensure:

- You have had a debrief with one of our technicians. Please be sure to inform them of any faults with the yacht, to enable us to keep the yachts in the best condition and ready for the next guest. They will also collect your boat papers from you.
- Water tanks have been refilled.
- Sheets and towels are placed in the laundry bags supplied and left in the cockpit.
- All rubbish has been removed and disposed of in the marina bins. You will have a blue rubbish bag in your starter pack for recyclable items that can be placed directly into the blue recycling bins in the marina.
- All personal possessions have been removed; please check thoroughly as items are often left on board.
- All hatches are closed.
- The keys have been left in the chart table.
- You have arranged/confirmed your transfer with reception.

YOUR SAFETY

STAY SAFE AND HEALTHY ABROAD

Please locate your safety card when you get onboard and ensure that all crew read it before leaving the marina. If you cannot find it, then please contact reception who can provide a replacement. Although you will have watched the [online Charter Safety Briefing](#) before leaving home, we recommend that you rewatch the video before leaving the dock. This can be done on your own devices using the QR code.

We care a lot about your personal safety, so please read more about these topics in the safety card:

- Accident & Illness
- Be Aware & Safe
- Swimming & Beach Safety
- Alcohol & Drugs



SCAN ME

SWIM SAFE

Swimming is often a fun and important part of a vacation. However local rules, flag systems, currents and where swimming may be permitted, can be different and vary from country to country. We strongly recommend that you and all your crew read through our 'swim safe' information [online](#) before you travel. Unfortunately even the strongest of swimmers can get into difficulties. The information on our website covers children, your surroundings, looking out for others, and not overestimating your own ability. Snorkel vests, life jackets (please see [page 23](#) for advise on what is available) and diver down flags are all available on board.

YOUR QUEST. YOUR SKILL. LEARN IN GREECE WITH SUNSAIL.



We offer RYA sailing courses all year round. Whether you are a complete beginner or just want to get qualified, we have the course for you!

For more information about our Lefkas sailing school please contact your local sales office or our UK Sales Team:

Call: +44 (0)20 3411 6571

Email: sailingschools@sunsail.com

Visit: www.sunsail.co.uk/sailing-schools

RYA COURSES

- RYA Day Skipper
- RYA Competent Crew

LEARN WHILST ON FLOTILLA

- Flotilla Starter - RYA Start Yachting
- Flotilla Hero - Day Skipper & Competent Crew

WHY LEARN WITH US?

With our professional RYA instructors and stunning sailing area Greece is a great place to get qualified. Plus with stern to mooring practice, you'll be ready to sail anywhere in the Med!





USEFUL INFORMATION

TAVERNAS / RESTAURANTS

Food is a huge part of the Greek culture, and you will find that most of our tavernas are family run, serving fresh, seasonal food. More often the fish or salad you will eat, was caught that morning or dug directly from their own garden. If you are not sure what you would like to eat, you can choose a selection of different smaller plates, known as a meze or a poikalia. It is also common here to get a little something to eat when you order a drink.

WINE TASTING

Greece was not always known for its wines, but in recent years that has changed dramatically.

On Lefkas island there is a (very good) winery, a tasting session can be arranged for you, perhaps on your transfer day. Please see the reception team for help with this.

DIVING

There are a few diving schools in the area.

Lefkas Diving Centre
+30 26450 72105

Fiscardo Diving in Kefalonia
+30 6970 20 6172

WATERSPORTS

Nidri & Vassiliki, Lefkada / Kavvadas

CURRENCY & CREDIT CARDS

The currency in Greece is Euros. Money changing facilities are present in the majority of towns, although, they are not that readily available off the beaten track.

Money changing should be done either with cash or credit cards.

FISHING AND SNORKELING

Fishing is permitted. Please ask at the base for more details.

We have a range of fins available in various different sizes. These are free of charge, and you will find them in cockpit lockers in each yacht. We do have limited children's sizes therefore we recommend bringing your own to avoid disappointment. Please note that we do not provide snorkelling masks or snorkels onboard.

LANGUAGE - IT'S ALL GREEK TO ME!

The Greek alphabet is made up of 24 letters and diacritical signs starting at alpha (α) and ending at omega (Ω). Below are some words and phrases that you will find useful whilst chartering with us. To help you learn we have included a phonetic spelling alongside the Greek.

Yes.....	Ναί.....	neh
No.....	Όχι.....	och-ee
Please.....	Παρακαλώ.....	para-ka-lore
Thank you.....	Ευχαριστώ.....	ef-ha-ri-stoe
Sorry / Excuse me.....	Συγγνώμη.....	sig-NO-mee
OK.....	Εντάξει.....	en-DAK-see
Hello.....	Γειά σας.....	yass-ass
Goodbye.....	Αντίο.....	an-dio
Do you speak english?.....	Μιλάς Αγγλικά?.....	mi-las ang-gee-ka?
Beer.....	Μπύρα.....	beer-ah
Wine.....	Κρασί.....	krasi
Water.....	Νερό.....	ner-ro
Cheers!.....	Γειά μας.....	yam-mas
Bon Appetit.....	Καλή όρεξη.....	Kal-E-orex-E
Can I have the bill please?.....	Μπορώ να έχω τον.....	boro nah eho ton
	λογαριασμό?.....	lo-gAr-yazmo?







Optional Extras

You can pre-order our optional extra's in advance of your arrival in Lefkas. Please ask our reception team upon your arrival if there is something you have forgotten.

**ENJOY A CAREFREE
HOLIDAY...
ON THE WATER**

STAND UP PADDLE BOARDS (SUPs)

SUPs are light and easy to manoeuvre which makes them a great option when exploring the coastlines and heading to the beach from your yacht.

KAYAKS

Our one and two person kayaks provide the freedom to explore our bays and beaches plus can be great fun. Ensure you are wearing your life vests and see our swim safe policy on [page 18](#) for further guidance.

SAFETY NETTING

For those travelling with children, we do suggest adding safety netting to your yacht. This is a chargeable extra and must be organised in advance of your arrival to the base.

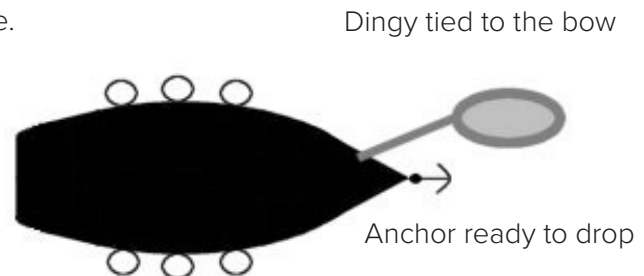


BERTHING TIPS

You will find mooring in Greece a unique experience where often the first come first serve approach is adopted. Most harbours do not have a harbour master as such, and you are not required to call up on the VHF to obtain a berth. But always read your pilot guide before entering an unfamiliar harbour. Below are a few explanations of different med moorings:

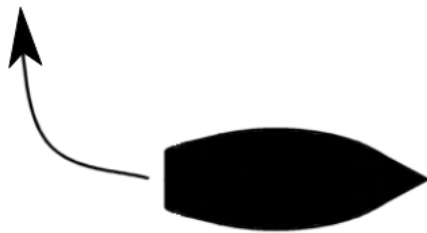
PREPARATION FOR STERN MOORINGS

2 warps attached to each stern cleat with a bowline, under push pit and ready to throw ashore.



BEWARE OF PROP KICK

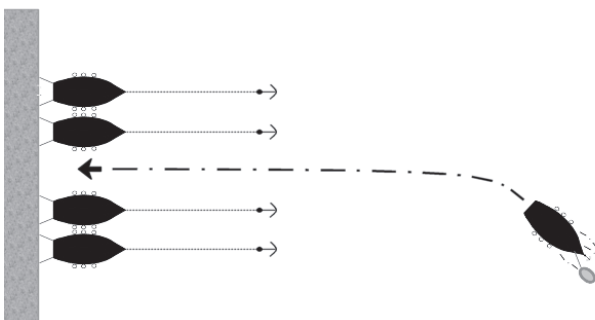
Due to the way propellers are designed, when you begin to maneuver the yacht in reverse, the prop-wash will kick the stern until you have steerage. This will be less pronounced with a sail drive.



Due to the way propellers are designed, when you begin to manoeuvre the yacht in reverse, the prop-wash will kick the stern until you have steerage. This will be less pronounced with a sail drive.

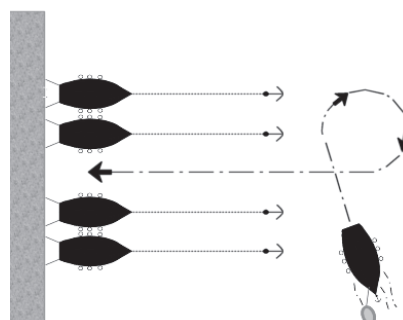
STERN-TO MOORING

The straightforward approach



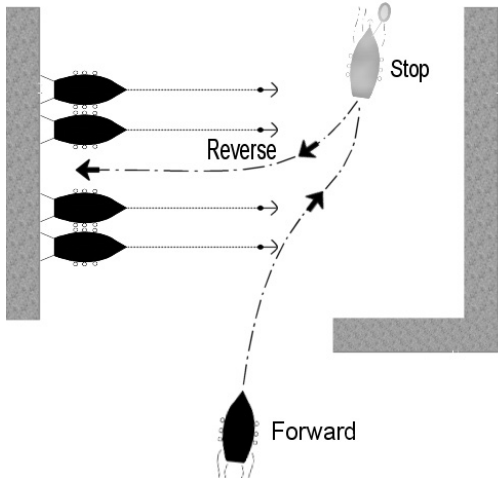
Allow yourself a long run to the mooring spot.

The full circle in reverse.



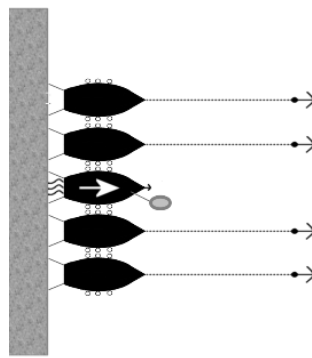
If you don't have the space for a long run up, the easiest thing to do is a full circle in reverse.

USE PROP KICK TO YOUR ADVANTAGE



In a tight maneuver, you can use your prop-kick to your advantage. Like in this example the prop-kick pulls the yacht into position.

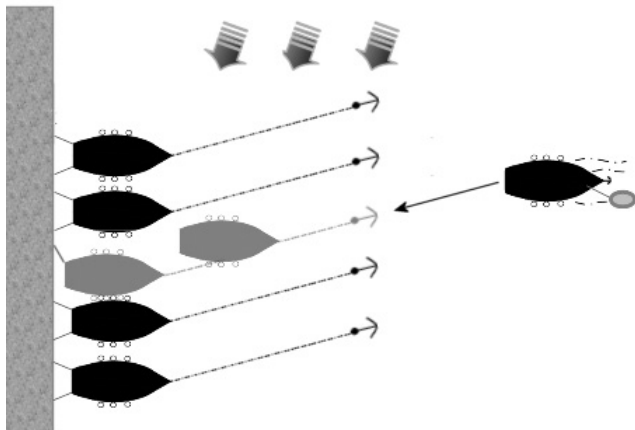
FAILING ANCHOR



If the anchor does not hold or fails to drop, it is best to get your 2 stern lines secure and motor off the quay.

Then work out a solution and go out and try again.

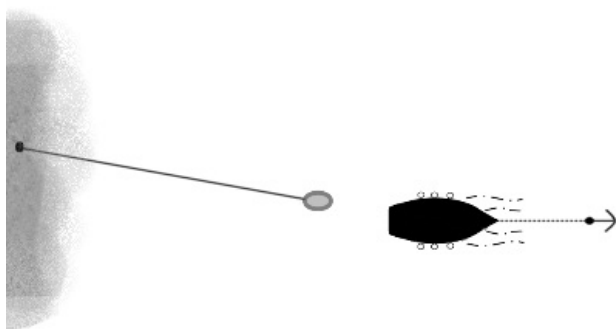
WINDY CONDITIONS



With a cross wind, look for how other anchors are laying. You may need to lay the anchor up wind.

Once in the spot lay on the leeward yacht, attach your windward warp first and you can then pull in your anchor to pull yourself off the leeward boat, or motor off the quay pivoting the yacht up into the wind.

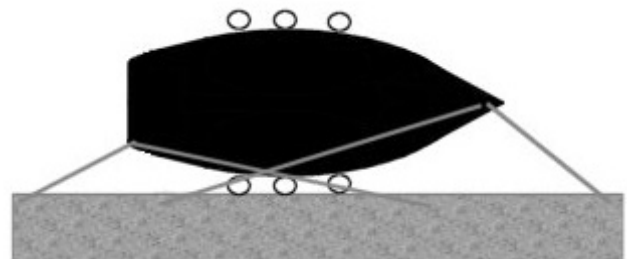
LONG LINE ASHORE



In circumstances where you anchor off the rocks, get a long line (this maybe 2 tied together with bowlines). Get this secured on the shore first, with the dingy.

Bring this out to the yacht, as the yacht is reversing into position, dropping your anchor. Then pass the line from the dingy to the yacht.

SIDE-TOO MOORING



In a few places around the Ionian, you may need to moor side-to-to. This maybe a more familiar practice for you, if not, take your time in mooring up and remember to set your bow and stern lines up, with springs as shown in the diagram.

WEATHER

The weather in the Ionian is quite predictable during the high season, with winds blowing from the NW to WNW in the afternoons during the months from June to September. Although, there will be a few occasions and locations this varies.

There are a few places where katabatic winds will blow off the mountains between 14:00 & 19:00, just remember to consult your pilot book when entering a harbour or bay for information about local winds. Although these winds can be predictable, we suggest you obtain weather reports each day to be prepared for your sailing.

LOCAL WEATHER SYSTEMS

Maestros Winds:

NW-WNW. Usually light F2-4. Picks up at noon. Consistent through summer.

Katabatic:

- Wind coming off the mountains between 2 pm and 7 pm. Usually F4-6. Strengths vary locally. Also consistent through summer.

Spring and Autumn:

- Less predictable winds. Occasional strong southerlies. Up to F7.

Squalls:

- Thunderstorms can occur all year but more commonly out of high season. Care should be taken for following squalls (can reach up to 40knots).

OBTAINING WEATHER REPORTS

VHF: Channel 27
06:00, 10:00, 16:00, 22:00 UTC +3 hours for local (summer time), listen for forecast area North Ionian

Internet: . . . www.poseidon.hcmr.gr
www.hnms.gr
www.meteo.gr



MARINE ANIMALS

THE IONIAN DOLPHIN PROJECT (IDP) has two study areas within Ionian Sea, and whilst these are both located to the South of Corfu, we are still lucky enough to have many sightings of dolphins in our sailing area.

Below are some common species of dolphin that you may encounter during your sailing holiday with us. Don't forget to log the coordinates when you see and identify dolphins as you will be able to upload these to the IDP website so they can be recorded [HERE](#).

If you are fortunate enough to see dolphins, please be "Dolphin Smart" and follow the advice that the IDP set out:

- Stay back 50 meters
- Move away cautiously if dolphins show signs of disturbance
- Always put your engine in neutral when dolphins are near
- Refrain from feeding, touching or swimming with wild dolphins
- Teach others to be DOLPHIN SMART


Striped dolphin:



Common bottlenose:



Short beaked common:





THE MEDITERRANEAN MONK SEAL

The Mediterranean monk seal (*Monachus monachus*) is the rarest seal species in the world and the most endangered marine mammal of the European Union. In older times, the monk seal's habitat extended all over the coasts of the Mediterranean, the Black Sea and North West Africa up to Madeira and the Azores islands.

Today, only a handful still exist, mainly in the Mediterranean Sea while in the Black Sea it is thought to be extinct. The total world population is estimated at around 700 animals and half of them live in Greek waters. The species is protected by international Conventions and the EU Habitats Directive along with the national legislation of each Mediterranean country.

Habitat

Monk seals are marine mammals who need to come out onto the shore to sleep and give birth to their offspring. Today, man's disturbing presence means they have to resort to quiet, inaccessible sea caves with a patch of beach.

Threats

Marine pollution, over-exploitation of marine resources, interaction with fisheries and disturbance through human activities, leisure activities at sea, often lead to a permanent loss of habitat.



What Can You Do

Please refrain from entering remote sea caves: seals get easily frightened when they are visited, even from afar. But if you are lucky enough to see a monk seal at sea, please observe it carefully from a distance, without frightening it by making your presence felt as little as possible. Help us keep our seas alive for seals and man alike!

YOUR YACHT. OUR RESPONSIBILITY. YOUR WORLDWIDE SAILING ADVENTURES

No matter what size yacht you buy, our Ownership Benefits are the same for everyone!

- Guaranteed income of 9% annually, regardless of charter activity
- Owner's use of up to 12 weeks per year
- Access to other yachts or sister ships at destinations worldwide
- Zero operating, insurance or maintenance costs
- Professional maintenance by Sunsail included at no charge
- A dedicated owner care team for your vacation planning and assistance



INTELLIGENT YACHT OWNERSHIP.

Get more information on
sunsailyachtownership.com

 **Sunsail**
OWNERSHIP





Mandraki

CORFU

Sivota Muortos

Parga

Gaios

PAXOS

MAINLAND
GREECE

IONIAN
SEA

Preveza

Lefkas
Town

Palairos

LEFKAS

Vlichos
Bay

Varti

MEGANISI

Sivota

Spartahori

KALAMOS

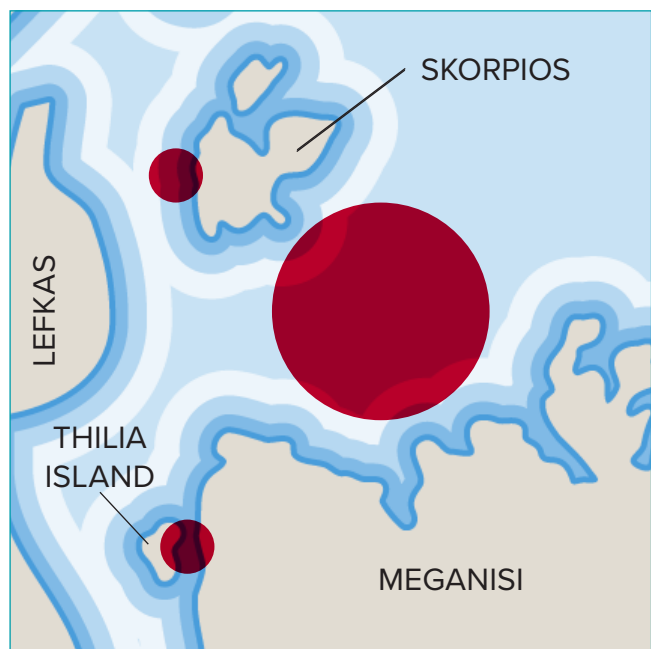
Kastos

Fiscardo

ITHACA

KEFALONIA

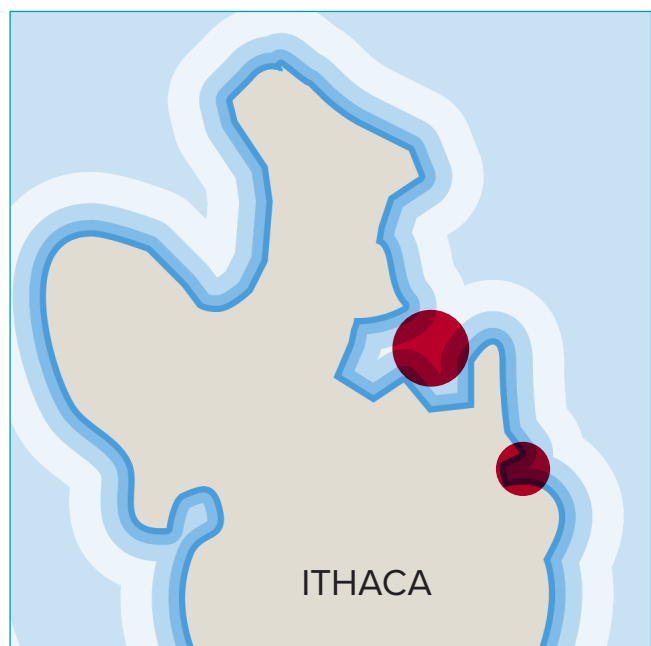
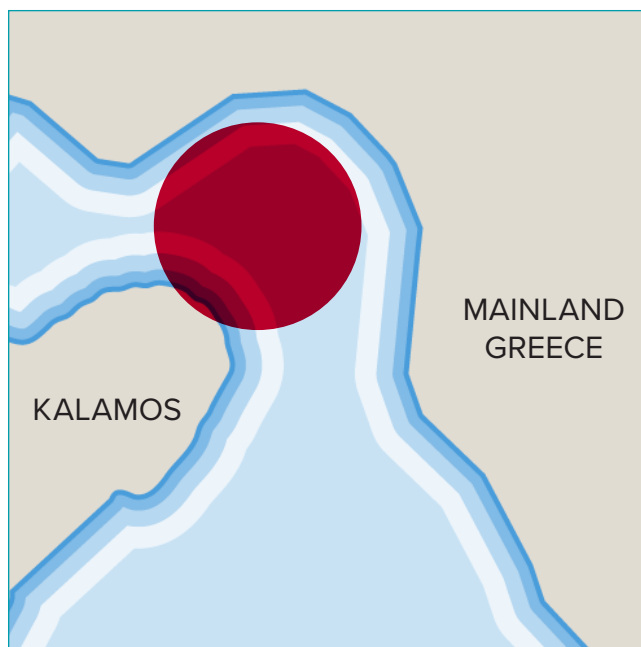
SAILING AREA & NO-GO ZONES



The Ionian Sea is line-of-sight-sailing and deep water, but there are a few hazards you need to be aware of:

- **BEWARE** of the Hieromiti Shoal, between Meganisi and Skorpios. This is sometimes marked with a flag.
- **BEWARE** when navigating between Thilia island and Meganisi as there are sandbanks on W. Meganisi and rocks east side of Thilia island.
- **BEWARE** of island west side of Skorpios. There is no transit between Tsokar island and Skorpios.

- **BEWARE** between Kalamos and mainland Greece of surface breaking rocks called Khamiloi Vrak.



- **BEWARE** of reef AK Ay Nikolaou near Frikes
- **BEWARE** of large ferry swell in Frikes and Kioni. Do not have bar tight anchors if facing



SUGGESTED ITINERARIES

ONE WEEK ROUTE NORTH

Day 1

Lefkas Marina

Day 2

Preveza

Day 3

Parga

Day 4

Sivota Mourtos

Day 5

Mandraki, Corfu

Day 6

Gaios, Paxos

Day 7

Return to Lefkas



ONE WEEK ROUTE SOUTH

Day 1

Lefkas Marina

Day 2

Vathi, Meganisi

Day 3

Fiskardho,
Kefalonia

Day 4

Kioni, Ithaca

Day 5

Kalamos

Day 6

Sivota, Lefkada

Day 7

Return to Lefkas



FLOTILLA ROUTES

LEFKAS FLOTILLA - 1 WEEK

- Lefkas' watersports
- Snorkel a plane wreck
- Windsurfing on Vasiliki
- Traditional villages
- Pristine shores, forested hills
- Kids coordinator during summer months



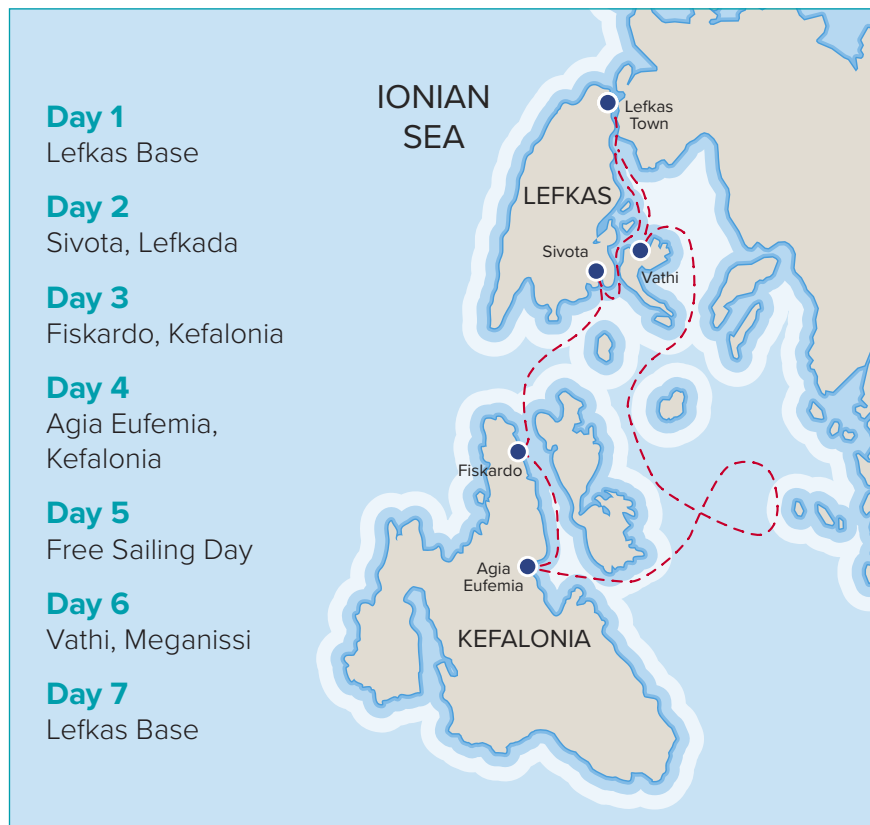
MEGANISI FLOTILLA - 1 WEEK

- Dolphin spotting in the Ionian
- Exploring Greek and Byzantine ruins
- Free Sailing Day – weave your way between sleepy fishing villages and secluded bays
- Kids coordinator during summer months



KEFALONIA FLOTILLA - 1 WEEK

- Welcome Drinks
- Lefkas' watersports
- View a plane wreck
- Traditional villages
- Pristine shores, forested hills
- Beach Party
- Secluded bays and harbours



DESTINATIONS SOUTH OF LEFKAS BASE

NIDRI, LEFKAS

Once a small fishing village, Nidri is now a bustling holiday town with many larger hotels and villas. It became famous in the 1960s when Aristotle Onassis bought the island of Skorpios opposite. Great for a lively night out, with plenty of bars and restaurants, it is also an ideal stop for provisions as there are several larger supermarkets on the town quay. Caution is advised when entering, as there are several day trip boats and large ferries.



Nidri can be deceptive. Once you are behind the hustle and bustle, there are several lovely walks, especially up to the waterfalls that supply the town with water. The falls are best seen in spring and autumn for obvious reasons. Nidri also has two beach clubs for dinghy sailing, parasailing, SUP, and kayaks. For those who want a little land-based relaxation, there is a very good Hammam.

FACILITIES & SERVICES	COMMENTS	FACILITIES & SERVICES	COMMENTS
Mooring Fee	✗	WiFi	✓ In bars
Harbour Wall	✓	Electricity	✗
Free Anchoring	✓	Toilets & Showers	✓ In tavernas
Water Refill & Ice	✓	ATM	✓
Restaurants & Bars	✓	Provisioning	✓
Refuel	✓ By bowser		

SIVOTA, LEFKAS

A wonderful spot hidden from the sea by a dog leg, this small village and harbour are surrounded by olive tree-covered slopes and a few scattered villas. There are several pontoons with lazy lines and the main town quay. All but one of the pontoons are owned by the taverna behind. The mooring is usually free, but you should expect to eat at their establishment. It is well sheltered and only susceptible to a strong S/SE wind, which can push a nasty swell into the harbour, meaning it can be hectic when there is an unpleasant forecast.



FACILITIES & SERVICES	COMMENTS	FACILITIES & SERVICES	COMMENTS
Mooring Fee	✗	WiFi	✓ In cafes/tavernas
Harbour Wall	✓	Electricity	✓ On pontoon
Free Anchoring	✓	Toilets & Showers	✓ In taverns
Water Refill & Ice	✓	ATM	✓
Restaurants & Bars	✓	Provisioning	✓
Refuel	✓ By bowser		

VASILIKI, LEFKAS

On the southernmost end of Lefkas Island. It has its own katabatic wind, so regular they named it, 'Eric' & can be pretty windy in the afternoons. It is not unusual for there to be a F5/6 blowing straight off the mountain, hence it was used for dinghy sailing & windsurfing during the 2004 Olympic games, and is still home to several watersports clubs. The wind normally calms down by early evening however.



FACILITIES & SERVICES	COMMENTS	FACILITIES & SERVICES	COMMENTS
Mooring Fee	✗	WiFi	✓ In cafes/tavernas
Harbour Wall	✓	Electricity	✗
Free Anchoring	✓	Toilets & Showers	✓ Local supermarket
Water Refill & Ice	✓	ATM	✓
Restaurants & Bars	✓	Provisioning	✓
Refuel	✓ By bowser		



SPARTAHORI, MEGANISSI

The village is perched above the harbour of Spilia, meaning literally “town on the hill.” Its a beautiful example of traditional life that still exists in the Ionian. Walk to the village either by the 153 stone steps ascending through pine trees or by the roadway for a gentler climb. At the top is the most breathtaking view of the crystal clear and deep cobalt blue bay. Two tavernas in the bay have put in lazy lines for mooring. There are two places to moor, either on the pontoons of a local restaurant, with the expectation that you will eat there, or on the town quay if you prefer.




FACILITIES & SERVICES	COMMENTS	FACILITIES & SERVICES	COMMENTS
Mooring Fee	✗	WiFi	✓ In cafes/tavernas
Harbour Wall	✓	Electricity	✓ On pontoon
Free Anchoring	✗ Too deep	Toilets & Showers	✓ In tavern
Water Refill & Ice	✓ On pontoon	ATM	✗
Restaurants & Bars	✓	Provisioning	✗
Refuel	✗		

VATHI, MEGANISSI

Vathi is the main port of the island and a small fishing village. The town quay is free and you need to drop your anchor. Alternatively there is a small marina with facilities that charges between €20 to €50 per night depending on your size. Its always worth confirming the price first. Its water is not as clear as its neighbour, Spartahori, but makes up for it with a much larger choice of tavernas and coffee shop, and bars. In general, the island has lots of lovely walks, and from Vathi it is easy to visit several beautiful bays to the east by foot. There is also a sunken airplane in the harbour that crashed almost 50 years ago near Ithaca. The fisherman who salvaged it came from Meganissi and towed it back to Vathi where it has stayed ever since.



FACILITIES & SERVICES	COMMENTS	FACILITIES & SERVICES	COMMENTS
Mooring Fee	✓ Marina - Yes / Town Quay - No	WiFi	✓ In cafes/tavernas
Harbour Wall	✓	Electricity	✓
Free Anchoring	✓	Toilets & Showers	✓
Water Refill & Ice	✓	ATM	✗
Restaurants & Bars	✓	Provisioning	✓
Refuel	✓ By bowser		



PORT ATHENI, MEGANISSI

Beautiful bay that is split in two by a small reef. On one side there is simply a really lovely bay, where you can take a long line ashore and spend the night at anchor eating on board. On the other, there is a small quay at the southernmost end with a small shop and a single taverna. If you are there on a night when they have a flotilla in, you may get lucky with some local Greek dancing by the two brothers that run the taverna.



FACILITIES & SERVICES	COMMENTS	FACILITIES & SERVICES	COMMENTS
Mooring Fee	✗	WiFi	✓ In tavernas
Harbour Wall	✓	Electricity	✓ Occasional
Free Anchoring	✓	Toilets & Showers	✓ In tavernas
Water Refill & Ice	✓ Occasional	ATM	✗
Restaurants & Bars	✓ Only one	Provisioning	✓
Refuel	✗ By bowser		

KALAMOS AND KASTOS

Both sleepy fishing villages that are like stepping back 40 years. Kalamos is the larger of the two, and unlike Kastos has a small butchers and a bakery. They are both up a very steep hill though and not for the faint-hearted. Both islands have some really stunning anchorages and whilst the rest of the Ionian can get a little busier in the high season months, you can normally always find a quiet spot in a bay to the south of the islands.



FACILITIES & SERVICES	COMMENTS	FACILITIES & SERVICES	COMMENTS
Mooring Fee	✗	WiFi	✓ In cafes/tavernas
Harbour Wall	✓	Electricity	✗
Free Anchoring	✗	Toilets & Showers	✓ Local taverna
Water Refill & Ice	✓ Occasional	ATM	✗
Restaurants & Bars	✓	Provisioning	✓ Small mini-market
Refuel	✗		





ITHACA

Worldwide famous as the home of Odysseus, Ithaca symbolises the return to the haven, the discovery and the fulfillment. It is peaceful, quiet and undiscovered, thus being an ideal place for alternative activities and a holiday living up to the standards of the most demanding ones amongst us.

KIONI, ITHACA

Featuring the area's typical windmills at its entrance, Ithica is one of the most picturesque small fishing villages and is simply stunning. Built like most Greek villages, around its harbour, it was a very prosperous village, as can be seen by the architecture, with stunning bougainvillea entwined everywhere. Ithaca is famous for its delicious Onion Pie, which is particularly good in Kioni. It is also built at the bottom of a deep valley, meaning the afternoon Katabatic can be quite exciting. Additionally, it is a naturally busy harbour in the summer and well worth getting in early to get a place and then swim from the beach opposite the boats.



FACILITIES & SERVICES	COMMENTS	FACILITIES & SERVICES	COMMENTS
Mooring Fee	✗	WiFi	✓ In tavernas
Harbour Wall	✓	Electricity	✗
Free Anchoring	✗	Toilets & Showers	✓ In supermarket
Water Refill & Ice	✓ Occasional	ATM	✗
Restaurants & Bars	✓	Provisioning	✓
Refuel	✗ By bowser		



FRIKES

Set at the bottom of a steep wooded valley, Frikes in Greek means freak. In Homer's Odyssey, it is allegedly where Odysseus returned to his beloved Penelope after his voyages. Due to the steepness, the harbour can be a quite a severe wind that howls down the valley. Frikes is the only harbour in the Ionian where all yachts tie side-to, and it is not uncommon to have a request to moor alongside you. The large superfast ferries between Patras and Italy push a mighty swell into the harbour, making anchors untenable as they simply pull out.



FACILITIES & SERVICES	COMMENTS	FACILITIES & SERVICES	COMMENTS
Mooring Fee	✗	WiFi	✓ In cafes/tavernas
Harbour Wall	✓	Electricity	✗
Free Anchoring	✗	Toilets & Showers	✓ Local supermarket
Water Refill & Ice	✓ On request	ATM	✗
Restaurants & Bars	✓	Provisioning	✓
Refuel	✗		

VATHI, ITHACA

Another Vathi, or settlement, this one the capital of Ithaca. Do not be fooled by its apparent size, it is a really huge harbour, but with a local friendly village feel. There are plenty of mooring spaces and the option to free anchor in the middle of the bay. It has all the facilities you need, except for electricity. Water can be delivered to boats upon request. You are only charged for mooring if you are on the town dock, and if the port police ask you to come to the office.



Again, as is the nature of the island, it has its own katabatic wind in the hotter summer months, which can get up to 40 knots, so make sure your anchor is well in. As you enter the harbour, there is a small islet that has been many things over the years, a prison and quarantine hospital, to name but two.

FACILITIES & SERVICES	COMMENTS	FACILITIES & SERVICES	COMMENTS
Mooring Fee	✓	WiFi	✓ In cafes/tavernas
Harbour Wall	✓	Electricity	✗
Free Anchoring	✓	Toilets & Showers	✓ Local taverna
Water Refill & Ice	✓	ATM	✗
Restaurants & Bars	✓	Provisioning	✓
Refuel	✓		

KEFALONIA

FISCARDO

The Saint Tropez of the Ionian, Fiscardo is simply stunning — the place to see and be seen. Due to its soft clay foundation, it was the only harbour on the island to survive the 1953 earthquake. The island was Italian-occupied during WWII, as evidenced in some of the architecture. To this day, there is still an Italian influence here. In more recent years, the movie Captain Corelli’s Mandolin reinvigorated the island. Because it is one of the most popular of our harbours, it is busy most of the year, but well worth a visit and getting in early for boat watching while enjoying a cocktail or two on the balcony of the local cocktail bar. It’s not unusual to have super yachts of the rich and famous in the summer months.



The island takes the local ecology very seriously and has a museum dedicated to the local flora and fauna.

FACILITIES & SERVICES	COMMENTS	FACILITIES & SERVICES	COMMENTS
Mooring Fee	✓ If on the town quay	WiFi	✓ In cafes/tavernas
Harbour Wall	✓	Electricity	✗
Free Anchoring	✗ Not safe in a Southerly	Toilets & Showers	✗
Water Refill & Ice	✓ Occasional	ATM	✓
Restaurants & Bars	✓	Provisioning	✓
Refuel	✗ By bowser		





AGIA EUFEMIA, KEFALONIA

The harbour is to the south of Fiscardo. It has its own harbour master, George, who will help you in. It is perfect for mooring the yacht and exploring inland on Kefalonia. There are two sets of caves, the Drogarti inland and the Melisani caves, which you can be taken in by a boatman. Many describe this as entering Hades itself. The water is dark and inky with turquoise patches where the sun hits, and the caves are linked to the Melisani Lake further inland by underwater passages.

FACILITIES & SERVICES	COMMENTS	FACILITIES & SERVICES	COMMENTS
Mooring Fee	✓	WiFi	✓ In tavernas
Harbour Wall	✓	Electricity	✓
Free Anchoring	✓	Toilets & Showers	✓
Water Refill & Ice	✓	ATM	✓
Restaurants & Bars	✓	Provisioning	✓
Refuel	✓		



DESTINATIONS NORTH OF LEFKAS BASE

PARGA (ORMAS VALTOU)

Located on mainland Greece, the small town of Parga has a distinct island feel and is lively and vibrant at all times of the day. Stretch your legs while ashore and walk up to the castle ruins for spectacular views over the harbour, or relax in one of the many restaurants shoreside and enjoy being in the heart of this lively town's hustle and bustle. With beaches and ample shopping opportunities, there is something for everyone in Parga.

If you want to escape the bustle of Parga, drop your anchor in Valtou Bay and catch the water taxi to the town.



FACILITIES & SERVICES	COMMENTS	FACILITIES & SERVICES	COMMENTS
Mooring Fee	✓	WiFi	✓
Harbour Wall	✗	Electricity	✗
Free Anchoring	✓	Toilets & Showers	✗
Water Refill & Ice	✗	ATM	✓
Restaurants & Bars	✓	Provisioning	✓
Refuel	✗		

MANDRAKI HARBOUR

Situated within the Old Venetian Fortress, this harbour provides an idyllic setting for a stay and visit to Corfu town. Entry and exit to the harbour are taken via the fort, crossing the large bridge over the moat. Make sure you enjoy a drink aboard your yacht and listen to the dulcet tones from the Corfu Music School resonate over the harbour before disembarking for dinner at the Yacht Club or one of the many restaurants in Corfu Town.



FACILITIES & SERVICES	COMMENTS	FACILITIES & SERVICES	COMMENTS
Mooring Fee	✓	WiFi	✓
Harbour Wall	✓	Electricity	✓
Free Anchoring	✗	Toilets & Showers	✓
Water Refill & Ice	✓	ATM	✓
Restaurants & Bars	✓	Provisioning	✗
Refuel	✗		

SIVOTA MOURTOS

Dominated by the enormous uninhabited island of Sivota at its entrance, locals of this vibrant town harbour called Mourtos have combined both names to Sivota Mourtos to distinguish it from another island called Sivota further to the south. There are some beautiful anchorages around this area and the harbour wall of Mourtos. Enjoy a meal at one of the restaurants in Mourtos or stock up on provisions at the mini-market before returning to your yacht. However you choose to spend your evening, make sure you enjoy a drink at Mourtos' famous cocktail bar.



FACILITIES & SERVICES	COMMENTS	FACILITIES & SERVICES	COMMENTS
Mooring Fee	✓	WiFi	✓
Harbour Wall	✓	Electricity	✗
Free Anchoring	✓	Toilets & Showers	✗
Water Refill & Ice	✗	ATM	✓
Restaurants & Bars	✓	Provisioning	✓
Refuel	✗		



PAXOS ISLAND

One of the least commercial Greek Islands set in the Ionian Sea, this island is truly beautiful, with scenery that makes it an artist’s paradise. Its clear aquamarine sea and pebble beaches must be seen to be believed. The local people are so welcoming you feel at home straight away! It’s a perfect place to wind down; nothing is done quickly here. Sit and drink an iced coffee in one of the seafront cafes, watch a local fisherman bring his catch in to sell or queue in the local bakery for your fresh bread baked in a wood oven, listening to the locals argue. In fact, they only converse but speak so loudly and fast that they seem to be in disagreement. This is the beauty of Paxos.

GAIOS

The bustling port of Gaios is the biggest harbour on the island of Paxos, but it is small enough to remain quaint and charming. During the peak summer months, it is a popular port of call for charter yachts, ferries, and day-tripper boats. The town spreads along the waterfront, with an array of shops, restaurants, and bars to choose from.



FACILITIES & SERVICES	COMMENTS	FACILITIES & SERVICES	COMMENTS
Mooring Fee	✓	WiFi	✓
Harbour Wall	✓	Electricity	✓
Free Anchoring	✓	Toilets & Showers	✗
Water Refill & Ice	✓	ATM	✓
Restaurants & Bars	✓	Provisioning	✓
Refuel	✓		







SEE YOU SOON!

We look forward to your visit.

We want you to have the best experience when you charter with us. That is why we include more as standard than any other charter company.

For help planning your charter, email us at sales@thlmarine.com

