



WELCOME TO
CORFU





SHARE YOUR SUNSAIL EXPERIENCE

We love to see what you've been up to on your holiday. Share your photos on Facebook, Instagram and Twitter making sure to tag us.



@SunsailUK



@sunsailholidays



@SunsailUK



WELCOME to Sunsail Corfu

“ Welcome to the Sunsail at Corfu. On behalf of the Team and myself, I would like to wish you an amazing time and memorable holidays at one of the most exotic and beautiful islands of Greece and the world. My team and I are here to ensure that your time with us is enjoyable and exceeds your expectations. We are looking forward to welcoming you at the Base and starting your journey with us. ”

*Karim Youssef,
Base Manager*

This eGuide was made by Sunsail co. and is meant to be used for informational purposes only, as well as to give you general information and general understanding of the region. By using this eGuide you understand that some changes in information are possible and that this eGuide is no substitute for a full Chart and Area Briefing or official charts issued by the government.



MARINA GOUVIA, CORFU 6

Team Contact Details 6

Time Difference 6

Boarding Time 6

Reception Office Hours 6

Early Boarding 6

Late Arrivals 6

Gouvia Marina Facilities 7

Arrival Procedure 7

Airport Transfers 8

Car Rental 8

UPON ARRIVAL 8

Check In Procedure 8

Embarkation Time 9

Out Of Hours Arrival 9

Early Boarding 9

Sailing License 9

AREA & YACHT BRIEFINGS 9

Online Chart Briefing 9

Yacht Briefing 9

Health And Safety Briefing 9

WHAT TO DO WHILST WAITING FOR YOUR BOAT 10

Provisioning 10

Cool Boxes 11

Luggage Storage 11

Trolley Care 11

Security 11

Drones 11

Charcoal BBQ 11

Wi-Fi 11

Music 11

Electricity 11

Currency Exchange, Credit Cards and Banks . . . 11

Water And Garbage 13

Refueling 13

BEFORE YOU LEAVE	
THE BASE	13
WHILE SAILING	14
Accidents / Collisions	14
Accidental Grounding	14
Yacht Damage Waiver And Security Deposit. . .	14
Night Sailing	14
Dinghy Safety	14
YOUR SAFETY/SWIM SAFE	15
WHEN YOU RETURN	
TO THE BASE	17
Morning Yacht Return	17
When You Return To Gouvia	17
Yacht De-Brief	18
Customer Service De-Brief	18
Before You Leave Your Boat	18
USEFUL INFORMATION	20
Shopping	20
Restaurants And Tipping	20
Fishing And Snorkelling	20
Language - It's All Greek To Me!	21
CRUISING AREA	22
Marinas and Anchoring	22
Weather	22
Local Weather Systems	22
Obtaining Weather Reports	22
BOAT PAPERS	
& MOORING FEES	24
Crew Changes	24
BERTHING TIPS	25
MARINE ANIMALS	28
The Mediterranean Monk Seal	28
The Ionian Dolphin Project (IDP)	29
SAILING AREA	31
Special Attention/No-Go Zones	31
SUGGESTED ITINERARY	32
One Week Route	32
Sail Your Own Odyssey	32
DESTINATIONS AROUND	
CORFU BASE	34
Corfu	34
Gouvia Marina	35
Kalami Bay	35
Agni	36
Kassiopi	36
Mandraki Harbour	37
Naok	37
Garitsa Bay	38
Petriti	38
Palaiokastrita	39
PAXOS ISLAND	40
Lakka	40
Longos	41
Gaios	41
Mongonisi	42
Anti Paxos	42
DIAPONTIA ISLANDS	44
Nisos Erikoussa	44
Nisos Othoni	45
Nisos Mathraki	45
MAINLAND GREECE	46
Platarias	46
Sivota Mourtos	46
Parga	47
SECRET BAYS OF CORFU	47



MARINA GOUVIA, CORFU

Corfu Yacht Base is located in Marina Gouvia, app. 6km North of Corfu Town and 9km from its International Airport. Gouvia Marina was the first privately owned marina in Greece.

During the 17th Century Venetian seamen considered Gouvia as an ideal location for a naval station and shipyards, of which the remains can still be seen today. Make sure you look out for the remains of the Venetian Shipyard on entry to the marina.

TEAM CONTACT DETAILS

Reception and Customer Service

00 30 266 10 99 132

Technical Support

00 30 694 772 4584

Base Manager Karim Youssef

VHF Communication:

VHF Sunsail Base Ch. 10 in Office hours

For other cases please contact Gouvia Marina Ch. 69

TIME DIFFERENCE

Greece is +2 hours UTC so please adjust your watches accordingly.

Sunsail Corfu
Gouvia Marina
49100 Tzavros
Corfu, Greece

BOARDING TIME

Charters start daily at 6 pm.

Early Boarding is also possible at 3 pm instead of 6 pm.

Please contact your Holiday Planner to book.

RECEPTION OFFICE HOURS

Mon - Fri: 09:00 - 17:00

Sat: 09:00 - 19:00

Sun: 09:00 - 14:30

LATE ARRIVALS

If you arrive outside of working hours, there will be a letter of arrival waiting for you at reception.

GOUVIA MARINA FACILITIES

- **Toilets & Showers** - Free to use and open 24 hours
- **Water and Electricity** - on Docks
- **Free Wi-Fi** - available in all cafes and restaurants located within the marina. The marina also has its own pre-pay Wi-Fi
- **Laundry** - located at the toilet block close to Area C as shown on the map on the next page
- **ATM** - There are two ATM machines located in the marina. One can be found near the new supermarket, and one near “Maestros” café
- **Car Parking Spaces** - leave your car in one of the designated areas
- **Swimming Pool** - The Marina swimming pool is located close to our office
- **Mini-Market** - The “New Super Mini Market” is located adjacent to the swimming pool
- **Restaurants and Cafes** - There are a variety of restaurants and cafes to choose from within the marina

ARRIVAL PROCEDURE

Guests are taken directly to their yacht and, depending on their arrival time, they will be given a quick briefing on the operation of toilets and cabin lights.

Area briefings are available [online](#).

Boat briefings are done with only the Skipper and First Mate present.





AIRPORT TRANSFERS

BY TAXI

The easiest way to reach the base is to take a taxi from the airport (plenty of taxis waiting just outside).

Alternatively, transfers from Corfu Airport to the base can be arranged if requested. Transfer time is approximately 10-15 minutes.

Transfer Costs:

- 1 to 4 pax: 30 euros
- 5 to 8 pax: 60 euros
- 9 to 12 pax: 90 euros

If you have booked any transfer with us, you will be greeted at the airport's arrivals hall by a Sunsail sign and a sign with your surname on it.

CAR RENTAL

Options available at the airport:

Hertz: +30 2661 033547

Car parking is available at Gouvia Marina.

UPON ARRIVAL

CHECK IN PROCEDURE

When you arrive in Marina Gouvia, please go to the Sunsail Reception where our team will help you check in.

Please ensure you have the following items ready:

- Passport or Identity Card. Please also ensure your crew list is filled out in advance of travel.
- Original Skippers License
- Mobile phone number (that works locally) - so we can call when your boat is ready
- Credit Card for the security deposit. Please be aware that reception does not accept cash for any type of payment related to your charter.
- Please ensure all pre-departure tasks have been completed prior to your arrival to avoid any delays.
- After check-in, your Charter Agreement is authorised by the Port Police against our yacht's name, and your boat documentation. Once this has been completed, the boat papers will be ready to be collected from the office.

EMBARKATION TIME

Your boarding time is at 18:00. In the event that the yacht is ready sooner, you will be contacted by reception.

We thank you for your patience and understanding whilst waiting to board your yacht. Please ensure you have left your mobile phone number with our reception team who will contact you as soon as your yacht is ready.

We do offer early boarding at 15:00, however this must be booked in advance and is subject to availability. Ask your holiday planner for more information.

OUT OF HOURS ARRIVAL

If you arrive at our base outside of the normal reception times, you will need to follow our out-of-hours arrival process: if you arrive outside of working hours, there will be a letter of arrival waiting for you at reception.

EARLY BOARDING

Is available and can be organised in advance of your arrival at the base with your holiday planner. Boarding time is brought forward to 15:00. Please note that availability is limited, and early boarding may not be possible during peak travel dates.

SAILING LICENCE

To sail in this destination, you'll need a [sailing licence](#). The requirement is (at min.) an ICC qualification or local equivalent. Please note: The RYA Day Skipper qualification is not accepted in Greece at this time. Original license/certificate must be presented upon check-in at the base.

AREA & YACHT BRIEFINGS

ONLINE CHART BRIEFING

Enjoy more time on the water by watching the required chart briefing prior to your arrival from the comfort of your home. Feel free to share the links with your fellow crew and start to build your perfect week in Corfu. Find your chart briefing video [here](#).

After viewing this, take note of any outstanding questions and discuss these with our teams upon arrival at our base.

YACHT BRIEFING

Once you have boarded your yacht, one of our technicians will come on board and explain the operating systems to you. This will include the rigging, electronics, and safety equipment. Please make sure that only the Skipper and the First Mate are on board for the briefing. Please follow and sign off the boat briefing list to ensure you are familiar with everything on board your yacht.

HEALTH AND SAFETY BRIEFING

We take the safety of all our customers very seriously. Please ensure you and each of your crew watch our health and safety video [here](#) before you arrive at the base. This will ensure you are all set for a fun and safe week on the water.

Boat Bag: At the briefing, each captain is given a yacht bag, which contains the yacht documents, the crew list, any relevant clearance forms, as well as the skippers' notices information.





WHAT TO DO WHILST WAITING FOR YOUR BOAT

- Plan your provisioning
- Enjoy the marina pool located close to our office
- Have a relaxing lunch in one of the many cafes and restaurants nearby
- Visit the Venetian Shipyard and take a walk around the villages of Gouvia and Kontokali
- Relax on Gouvia Beach which is only a short walk North of the marina
- Watch your briefings, if you didn't complete this prior to travel



PROVISIONING

Although you cannot order Sunsail provisioning for our Corfu base at this time, there is still an option to order in advance online, if you visit: marinagouviainmarket.gr/en.

For all our guests the "New Super Mini-Market" located within the marina is well stocked and there is also an AB Supermarket just outside the marina (pronounced AV).

AB is located close to Kontokali Village adjacent to the large signal junction on the main road access to the marina. It is approximately 10 min walk from our pontoon. A return trip by taxi from AB is around €20.

AB also allow you to bring the trolley to the marina, but we advise against it.



COOL BOXES

Cool boxes are available at the base with no additional charge. Please return them clean and undamaged, otherwise you will be charged for replacement. Only one per yacht is allowed.

LUGGAGE STORAGE

While waiting to board your yacht, please leave your large luggage in the designated area. This ensures free movement for everybody. Please do not take your luggage down to the pontoon prior to boarding. We will be busy preparing the fleet and we require the room to safely manoeuvre around the pontoon whilst doing this.

In addition, Pontoon L is a floating pontoon that is very susceptible to swell from other yachts which pass by when entering the marina. This swell can cause your bags to fall off the pontoon and into the water.

TROLLEY CARE

Trolleys on the dock are dangerous to our yacht, the environment and your weeks provisioning. Our pontoon is a floating pontoon and it is very susceptible to swell created from passing yachts which results in trolleys rolling off the pontoon and into the sea. If you are taking a trolley into the pontoon please keep hold of it whilst other crew members unload it. Immediately after you have unloaded your trolley please remove it from the pontoon.

Sunsail Corfu cannot be responsible for any loss or damage if you choose to bring a trolley on to the pontoon.

If your trolley falls off the pontoon you will incur a €20 cost of removal by diver. If it damages your yacht, or an adjacent yacht you may be liable for any repair costs.

SECURITY

The entire marina is under 24/7 security.

DRONES

The use of flying drones may be restricted in some areas. For current drone regulations in this destination, please visit <https://uavcoach.com/drone-laws-in-greece/>

CHARCOAL BBQ

Due to fire hazards in Greece, it is not advised to have a charcoal barbecue on-board, so please be understanding.

WI-FI

Check with your service provider for information about cell coverage in this region.

Wi-Fi is available within the marina.

Onboard Wi-Fi: customers can purchase Wi-Fi at reception.

MUSIC

All Sunsail yacht stereos can be paired to your device via Bluetooth, so you can connect and enjoy your own music.

ELECTRICITY

The standard voltage on all yachts is 12 volts and 220V sockets throughout the yachts' interior. All our catamaran have a generator, so 220V AC is available while plugged into shore power, and while the generator is running.

CURRENCY EXCHANGE, CREDIT CARDS AND BANKS

The currency in Greece is euros. Money changing facilities are present in the majority of towns, although, they are not that readily available off the beaten track. Money changing should be done either with cash or credit cards. ATM machines are available in Gouvia and Corfu Town. Banking hours are mostly Mon-Fri from 08.00 - 14.00





Our Yachts and Future Development



Community and Wildlife-Based Initiatives



Engagement and Education for Our Customers and Our Employees



Action on Waste



Net Zero: Our Carbon Reduction Commitment



SUSTAINABILITY

As passionate sailors, we want to look after the beautiful destinations that our customers visit. Being conscious of the impact we can have on local communities; the ocean and wildlife is key to ensuring we protect them for future generations to enjoy. Here are a few of our top tips on how to minimise your footprint when out on the water that collectively makes a big difference:

- Sails up, sail green!
Minimise the motor.
- Anchor with care.
- Give sea life space and do not attempt to touch marine life.
- Take only pictures.
- Leave only footprints.
- Throw nothing overboard.

- Turn electricity off.
- Use air-conditioning only when needed.
- Recycle and reuse where possible.
- Bring refillable water bottles.
- Say NO to plastic bags and bring a reusable bag.

- Minimise your plastic.
- Collect litter when possible.
- Buy local.
- Use eco-friendly and fair trade products.
- Use facilities on land.
- Shower quickly and ashore where possible.



FIND OUT MORE

OUR
 **OCEAN**
PROMISE



WATER AND GARBAGE

Water - can be purchased on most of the islands you will be sailing to. We cover this topic in the chart briefing, or you can find more information in the destination section of this guide.

Garbage - you should dispose of it directly in garbage points along the coast or simply at the base.

REFUELING

One full tank suffices for any holiday, however if you really need to fuel up, ask at the base for advice, as we like to keep contaminated fuel away from our tanks.

The fuel dock is located close to the marina entrance. You will see it off your starboard bow as you pass through the second set of buoys on your return to the pontoon. The fuel dock closes at 17:00 and it can get very busy so we always recommend that you arrive and leave plenty of time to refuel. Once you advance forward to the fuel dock they will direct you where to park and provide their own mooring lines.

BEFORE YOU LEAVE THE BASE

- Please ensure you have checked your yacht inventory.
- Please ensure you have all the kitchen/galley equipment and linen you will need. Extra is available upon request where available.
- Check snorkeling fins are in the cockpit lockers. Please note that we are no longer providing snorkels and masks on board. If you require additional sizes of fins, we have a limited supply. Please return any spares not required.
- Check your safety equipment. We have a limited supply of children's life jackets (ages 4+ only). If you have your own children's life jacket, we encourage you to bring it along.
- Make sure the fuel/water tanks are full.
- Make sure you have your yacht papers onboard.
- Make sure you are provisioned.
- Make sure you have enough cash.



WHILE SAILING

ACCIDENTS / COLLISIONS

While out sailing things can happen where an accident or collision with another vessel occurs. If you are unfortunate enough to be involved in one, please contact the base manager immediately.

Please follow the check list below on what needs to be completed no matter how big or small the accident or collision with another vessel is:

- Check all persons are safe and no injuries.
- Make sure the vessel is in a safe area and no further injuries or damage can occur.
- Return back to dockage/anchorage, even if it looks like no damage is visible.
- Skipper of both vessels need to exchange contact details for later reference.
- Photograph the damaged area if damage has been induced.

Please note that not returning to the scene of a collision or accident does make the situation a little more complicated.

ACCIDENTAL GROUNDING

If you should accidentally run aground the most important thing is to get off again as soon as possible - for those purposes, please call the coast guard immediately followed by the base supervisor and we will provide you with immediate assistance.

YACHT DAMAGE WAIVER AND SECURITY DEPOSIT

Forgot to get YDW before you departed? We've got you covered!

Our yacht damage waiver can be added any time prior to you leaving the marina. The pre-paid, daily amount reduces your liability in the case of damage caused to the yacht or the loss of equipment on board.

A security deposit is required for all charters. The amount will vary based on the size and type of yacht being chartered, please consult our terms and conditions for further information [HERE](#).

A pre-authorisation will be taken against a credit card and will be released when the yacht is returned to base without damage.

NIGHT SAILING

You are not permitted to sail at night. We advise that you are anchored 1 hour before sunset.

DINGHY SAFETY

We are counting on our guests to be mindful around their dinghy. Ensure you are towing and/or stowing this correctly whilst out on the water. Please ensure you take proper precautions when operating the dinghy and have the kill cord attached to your person at all times whilst underway.

YOUR SAFETY

STAY SAFE AND HEALTHY ABROAD

Please locate your safety card when you get onboard and ensure that all crew read it before leaving the marina. If you cannot find it, then please contact reception who can provide a replacement. Although you will have watched the [online Charter Safety Briefing](#) before leaving home, we recommend that you rewatch the video before leaving the dock. This can be done on your own devices using the QR code.

We care a lot about your personal safety, so please read more about these topics in the safety card:

- Accident and Illness
- Be Aware and Safe
- Swimming and Beach Safety
- Alcohol and Drugs



SCAN ME

SWIM SAFE

Swimming is often a fun and important part of a vacation. However local rules, flag systems, currents and where swimming may be permitted, can be different and vary from country to country. We strongly recommend that you and all your crew read through our 'swim safe' information [online](#) before you travel. Unfortunately even the strongest of swimmers can get into difficulties. The information on our website covers children, your surroundings, looking out for others, and not overestimating your own ability. Snorkel vests, life jackets (please see [page 23](#) for advise on what is available) and diver down flags are all available on board.

4 HOUR COMMITMENT

We maintain our fleet to the highest standards so you can make the most of your time on the water. However, if you have a breakdown or technical problems, please contact your base team so we can support you.

For essential equipment we provide a 4-Hour Commitment. This means we will attend to the yacht within four working hours of you notifying us of the breakdown of any essential equipment (judged by the opening hours of the base reception). We are able to support you with the breakdown of unessential equipment too however this may not be attended to within 4 hours of us being notified.

ESSENTIAL EQUIPMENT INCLUDES

- Engine
- Transmission
- Windlass
- Sails
- Standing and running rigging
- Battery and alternator

UNESSENTIAL EQUIPMENT INCLUDES

- Cellular phones
- VHF
- Refrigeration
- Air conditioning
- Water maker
- CD player
- Marine toilets
- Water pump
- Dinghy and outboard
- Depth and speed instruments

Note: Breakdowns occurred outside the defined sailing area and hours (9am-5pm), problems due to user negligence, bad weather or force majeure are not covered. Get the full policy details by clicking [HERE](#).





Please ensure you fully vacate your yacht by 9:00 am at the latest.

WHEN YOU RETURN TO THE BASE

MORNING YACHT RETURN

All the boats are required to be back in the base by 17:00 on Friday (the day before disembarkation). This enables the base staff to give their full attention to the guests' check out procedure, and the guests to disembark the boat at 9.00 Saturday (last day) without a big commotion.

If you feel like you need one additional night outside of the base - enquire with your booking agent or directly at our reception for prices and availability of the Morning Yacht Return option. Please note that in that case you need to be back at the base at 08.30 sharp and disembarkation is still 9.00.



WHEN YOU RETURN TO GOUVIA

We have VHF radios that operate on a line of sight. Once you have passed through the first set of buoys in the marina channel please call us using your ships VHF. This places you in line in the mooring queue. Failure to notify us of your arrival could result in you waiting longer than normal. We will then provide you with mooring instructions.

Please listen carefully to your mooring instructions and do not proceed to the pontoon unless you have had permission from a member of the Sunsail Corfu team as we may be dealing with an issue on the dock.

Your mooring instructions will take into account the weather conditions on the day and the handling factor (prop walk / windage) of your boat, so follow them carefully to make sure that the last manoeuvre of your holiday goes well.

On return you must refuel your yacht. If you have pre-paid, we will have already informed the fuel dock.

Aim to return to Gouvia to allow plenty of time for you to refuel and be de-briefed ahead of your final evening.

YACHT DE-BRIEF

Once you are secure on the pontoon you will be fully debriefed on your yacht by one of our technicians. The de-brief is very important as it enables us to ask if you have encountered any problems with the boat or broken anything during the trip. This will ensure that on our very busy turnaround day the boat can be made ready for the next guests.

CUSTOMER SERVICE DE-BRIEF


After the Yacht De-brief, one of our Customer Service Representatives will also come on board to run you through the final stages of your check out. During this we will also be able to arrange your taxi transfers and collect your navigational equipment.



BEFORE YOU LEAVE YOUR BOAT

Please ensure:

- You have had a debrief with one of our technicians; please inform the technician of any faults on the boat. This enables us to keep our boats in the best condition and ensures the boat will be ready for the next customer.
- Your boat papers are returned to one of our Customer Service Team/ to Reception
- Water tanks have been refilled
- Sheets and towels are placed in pillowcases and left in the cockpit.
- All rubbish has been removed and disposed of in marina bins.
- Dishes have been washed and stowed
- All personal possessions have been removed; please check thoroughly as items are often left onboard
- All provisioning has been placed on the gallery top or saloon table for removal
- Navigation equipment; including all charts and pilot books, have been returned
- Children's Life jackets (if applicable) have been returned.
- Fins are returned to the fin locker.
- All hatches are closed
- The keys have been left in the chart table
- Your transfer has been arranged with our Customer Service Team
- Please complete your online survey once the email from Sunsail arrives.







USEFUL INFORMATION

SHOPPING

Shops in Greece tend to be open from 9am-1pm and in the evening from 5pm-8pm. Special purchases include lace, jewellery, metalwork, pottery, garments and knitwear, flokati rugs, leather goods, local wines and spirits. In the Northern Ionian, Paxos is the centre for luxury and local handicrafts.

Paxos also specialises in the production of Olive products sourced from the olive trees that grow all over the island. Gifted by the Venetians the olive trees were introduced to the locals as a commodity of great value and now a days they feature in the majority of cuisine served on Paxos as well as being included in natural beauty products. The olive oil produced on Paxos is some of the best produced in Greece and it should be sampled whilst visiting this area. Indeed, many of our guests leave Paxos wishing they had purchased bigger quantities due to its distinct and unique flavour.

Visitors should be aware that many 'antiques' sold to tourists are fake; it is illegal to export any item of real antiquity without a special permit from the Export Department of the Ministry of Culture.

RESTAURANTS AND TIPPING

There is a good choice of tavernas and restaurants throughout our cruising areas. Our team can advise you of their whereabouts.

Tipping is standard and expected in all restaurants and bars and for other services undertaken during your holiday. The rule of thumb is generally 10-15 percent of the amount charged. We advise you to tip according to quality of service.

FISHING AND SNORKELLING

Fishing – Fishing is permitted. Ask for more detail at the base.

Snorkelling – We have a range of fins available in various different sizes. These are free of charge, and you will find them in cockpit lockers in each yacht. We do have limited children's sizes therefore we recommend bringing your own to avoid disappointment. Please note that we do not provide snorkelling masks or snorkels onboard.



LANGUAGE - IT'S ALL GREEK TO ME!

The Greek alphabet is made up of 24 letters and diacritical signs starting at alpha (α) and ending at omega (Ω). Below are some words and phrases that you will find useful whilst chartering with us. To help you learn we have included a phonetic spelling alongside the Greek.

Yes	Ναί	neh
No	Όχι	och-ee
Please	Παρακαλώ	para-ka-lore
Thank you	Ευχαριστώ	ef-ha-ri-stoe
Sorry / Excuse me	Συγγνώμη	sig-NO-mee
OK	Εντάξει	en-DAK-see
Hello	Γειά σας	yass-ass
Goodbye	Αντίο	an-dio
Do you speak english?	Μιλάς Αγγλικά?	mi-las ang-glee-ka?
Beer	Μπύρα	beer-ah
Wine	Κρασί	krasi
Water	Νερό	ner-ro
Cheers!	Γειά μας	yam-mas
Bon Appetit	Καλή όρεξη	Kal-E-orex-E
Can I have the bill please?	Μπορώ να έχω τον λογαριασμό?	boro nah eho ton lo-gAr-yazmo?





CRUISING AREA

MARINAS AND ANCHORING

There are a variety of moorings options here in Corfu including town quays, marinas and anchorages. In most marinas and town quays the standard method of berthing is stern-to with lazy lines or by dropping your anchor.

All the details regarding good spots, fuel stations and similar are explained in detail within the [online Area Briefing](#).

WEATHER

The weather in the Ionian is quite predictable during the high season, with winds blowing from the NW to WNW in the afternoons during the months from June to September. Although there will be a few occasions and locations where this varies.

There are a few places where Katabatic winds will blow off the mountains between 16:00 and 18:00, just remember to consult your pilot book when entering a harbour or bay for information about local winds. Although these winds can be predictable, we suggest you obtain weather reports each day to be prepared for your sailing.

LOCAL WEATHER SYSTEMS

Maistro Winds: NW-WNW, usually light F2-4; Picks up at noon. Consistent through summer.

Katabatics: Wind coming off the mountains between 16:00 and 18:00. Usually F4-6; Strengthens very locally. Also consistent through summer.

Spring and Autumn: Less predictable winds. Occasional strong southerlies. Up to F7.

Squalls: Thunderstorms can occur all year but more commonly out of high season. Care should be taken for following squalls (can reach up to 40 knots)

OBTAINING WEATHER REPORTS:

VHF channel 16 09:00 / 13:00 / 19:00
Listen for forecast area North and South Ionian

Internet poseidon.hcmr.gr
meteo.gr





Optional Extras

You can pre-order our optional extra's in advance of your arrival in Lefkas. Please ask our reception team upon your arrival if there is something you have forgotten.

ENJOY A CAREFREE HOLIDAY... ON THE WATER

STAND UP PADDLE BOARDS (SUPs)

SUPs are light and easy to manoeuvre which makes them a great option when exploring the coastlines and heading to the beach from your yacht.

KAYAKS

Our one and two person kayaks provide the freedom to explore our bays and beaches plus can be great fun. Ensure you are wearing your life vests and see our swim safe policy on [page 15](#) for further guidance.

SAFETY NETTING

For those travelling with children, we do suggest adding safety netting to your yacht. This is a chargeable extra and must be organised in advance of your arrival to the base.





BOAT PAPERS & MOORING FEES

Your boat papers are an identification file for your yacht; they contain all of the documents required for you to charter one of our boats in Greece. Without the correct paperwork you and your yacht can be impounded by the Port Authority.

The best place to keep your papers is in the chart table and remove them only when asked. When you arrive at a marina or town quay, if the marina staff or harbour master collects your boat papers from you, you must remember to collect them and pay the mooring fee for your berth before you leave.

Please take care of these papers and make sure to never leave any harbour without them.

Moorings fees are some of the best in the Mediterranean if you are charged. Generally, most of the ports are municipal and it is only a small charge. Here in Corfu moorings fees are very inexpensive, however, the private marinas (of which there are only three in the Northern Ionian) are approximately €60 a night for our largest boats. Pricings vary according to size.

You will be required to pay moorings fees at most of our harbours/ town quays in the Corfu sailing area. Prices vary depending on your yacht size and your duration of stay but expect to budget between 25-60 euro per night, depending on the size of your yacht. There is a new online booking system for most of the harbours in our sailing area which enables to you reserve a berth ahead of arrival. Check out sammyacht.com whilst on charter with us.

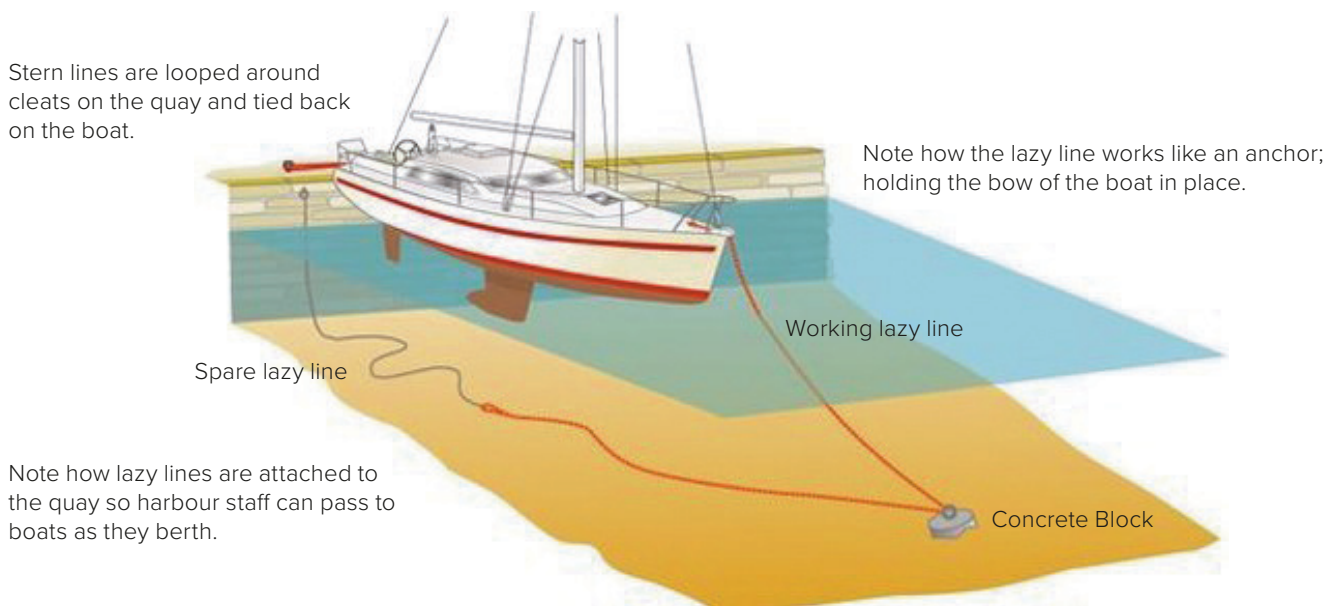
CREW CHANGES

If there is a crew change at any time during your charter please let us know prior to your departure from Gouvia. Your crew list needs to be updated and correct at all times. We will explain how to update and change your crew list to ensure that it is correct when it is inspected by the Port Authority and so that you are fully insured during your charter.

The base need to be notified in advance if any members in your party will not be onboard your yacht for the entire duration of your charter dates. Any change in passengers need to be discussed prior to your papers being approved by the Port Authority. Your passenger list needs to be correct at all times for inspection by the Port Authority so that you are fully insured during your charter.

BERTHING TIPS

You will find mooring in Greece a unique experience where often the first come first serve approach is adopted. Most harbours do not have a harbour master as such, and you are not required to call up on the VHF to obtain a berth. But always read your pilot guide before entering an unfamiliar harbour. Below are a few explanations of different Mediterranean moorings:



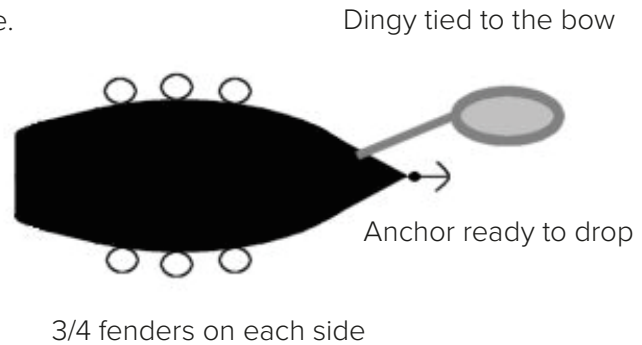
- In most marinas and town quays the standard method of berthing is stern-to with anchor and very rarely with lazy lines.
- Move your dinghy to the front of your boat and secure it (if applicable).
- Have your crew members prepare two stern lines and attach them to the cleats at the back of the boat using 0800. Feed them under the guardrail so that they are ready to be thrown ashore or for a crew member to step off the transom with them when close enough to shore (never jump or leap from the boat).
- Ensure your fenders are correctly located for your mooring.
- If there are no lazy lines on the quayside have one crew member at your anchor locker preparing the anchor. They should look to the skipper for instructions on when to start dropping the anchor.
- Have a crew member at the stern, ready to step off or throw the windward mooring line. This should always be secured first.
- If there are lazy lines have a second crew member positioned at the stern of the yacht waiting to be handed the lazy line once the windward line is secured. Walk with the lazy line passing it 'hand over hand' to the bow of the boat ensuring that you drop the excess rope back into the water. Pull in the slack and secure it to the bow cleat using 0800.
- When in position to begin your reverse signal to your 'anchor' crew member to start to drop your anchor (if applicable). It is important for your 'anchor' crew member to be looking at you so that you can provide them with the signal to stop dropping the chain to ensure that you do not hit the quay side. The Skipper and anchor crew should communicate with agreed signals rather than shouting so as not to disturb others.
- Start reversing towards the quay remembering to take into account the weather conditions on the day and handling factors of your boat.

BERTHING TIPS (CONT.)

You will find mooring in Greece a unique experience where often the first come first serve approach is adopted. Most harbours do not have a harbour master as such, and you are not required to call up on the VHF to obtain a berth. But always read your pilot guide before entering an unfamiliar harbour. Below are a few explanations of different med moorings:

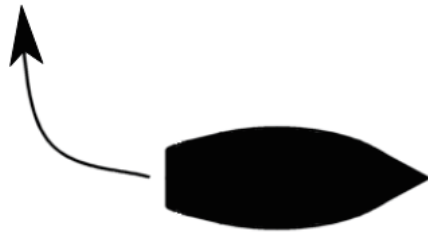
Preparation for stern moorings

2 warps attached to each stern cleat with a bowline, under push pit and ready to throw ashore.



Beware of Prop Kick

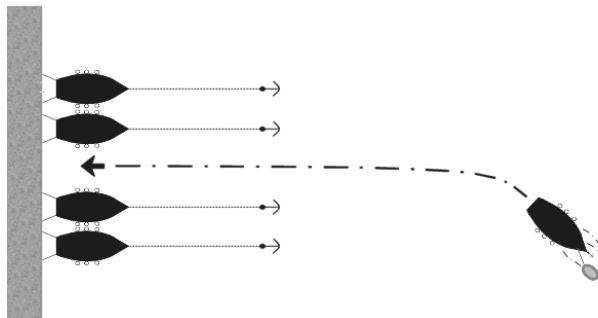
Due to the way propellers are designed, when you begin to maneuver the yacht in reverse, the prop-wash will kick the stern until you have steerage. This will be less pronounced with a sail drive.



Due to the way propellers are designed, when you begin to manoeuvre the yacht in reverse, the prop-wash will kick the stern until you have steerage. This will be less pronounced with a sail drive.

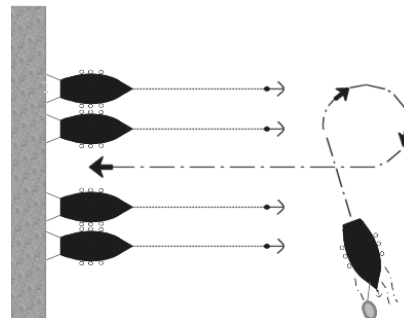
Stern-to mooring

The straightforward approach



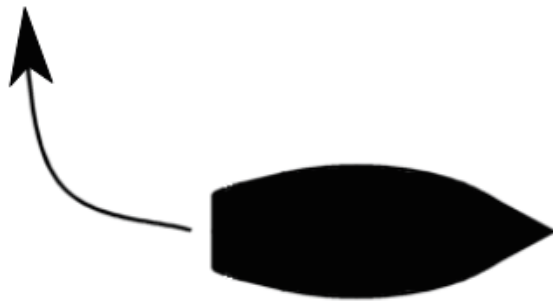
Allow yourself a long run to the mooring spot.

The full circle in reverse.



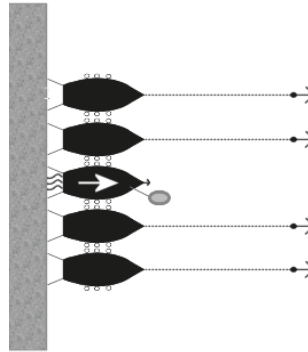
If you don't have the space for a long run up, the easiest thing to do is a full circle in reverse.

Use Prop kick to your advantage



In a tight maneuver, you can use your prop-kick to your advantage. Like in this example the prop-kick pulls the yacht into position.

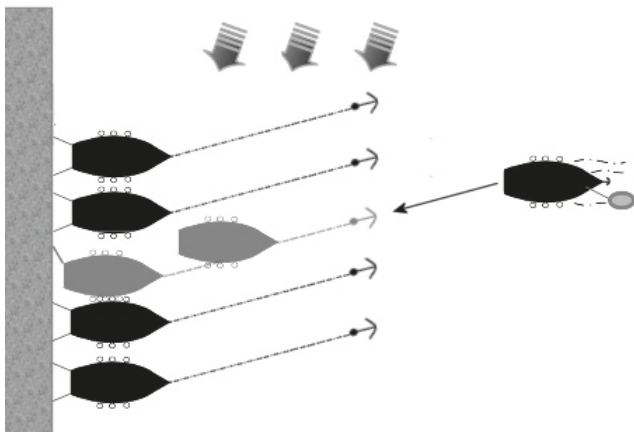
Failing Anchor



If the anchor does not hold or fails to drop, it is best to get your 2 stern lines secure and motor off the quay.

Then work out a solution and go out and try again.

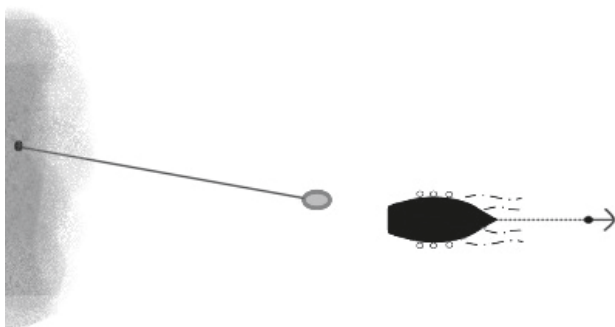
Windy conditions



With a cross wind, look for how other anchors are laying. You may need to lay the anchor up wind.

Once in the spot lay on the leeward yacht, attach your windward warp first and you can then pull in your anchor to pull yourself off the leeward boat, or motor off the quay pivoting the yacht up into the wind.

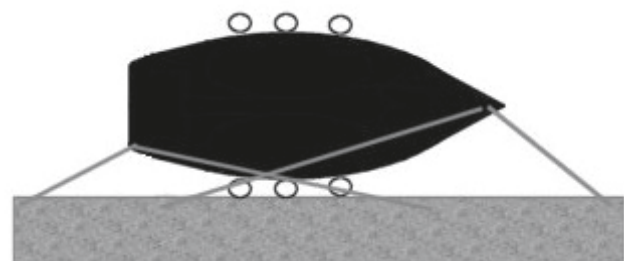
Long line ashore



In circumstances where you anchor off the rocks, get a long line (this maybe 2 tied together with bowlines). Get this secured on the shore first, with the dingy.

Bring this out to the yacht, as the yacht is reversing into position, dropping your anchor. Then pass the line from the dingy to the yacht.

Side-too Mooring



In a few places around the Ionian, you may need to moor side-too. This maybe a more familiar practice for you, if not, take your time in mooring up and remember to set your bow and stern lines up, with springs as shown in the diagram.



MARINE ANIMALS

THE MEDITERRANEAN MONK SEAL

The Mediterranean monk seal (*Monachus monachus*) is the rarest seal species in the world and the most endangered marine mammal of the European Union. In older times, the monk seal's habitat extended all over the coasts of the Mediterranean, the Black Sea and Northwest Africa up to Madeira and the Azores islands.

Today, only a handful still exist, mainly in the Mediterranean Sea while in the Black Sea it is thought to be extinct. The total world population is estimated at around 700 animals and half of them live in Greek waters. The species is protected by international Conventions and the EU Habitats Directive along with the national legislation of each Mediterranean country. Get more information on archipelagos-org.eu



Archipelagos

HABITAT

Monk seals are marine mammals who need to come out onto the shore to sleep and give birth to their offspring. Today, man's disturbing presence means they have to resort to quiet, inaccessible sea caves with a patch of beach.

THREATS

Marine pollution, over-exploitation of marine resources, interaction with fisheries and disturbance through human activities, leisure activities at sea in particular, often lead to a permanent loss of habitat.

WHAT CAN YOU DO

Please refrain from entering remote sea caves: seals get easily frightened when they are visited, even from afar. But if you are lucky enough to see a monk seal at sea, please observe it carefully from a distance, without frightening it by making your presence felt as little as possible.

If you wish to assist the project's efforts and, more so, the monk seal itself, please note the date, time and exact location of any seal sighting, the size, colour and characteristic markings of the animal as well as its behaviour and kindly forward your note to archipelagos-greece@gmail.com along with any pictures and/or videos available. Help us keep our seas alive for seals and man alike!

THE IONIAN DOLPHIN PROJECT (IDP)

The Ionian Dolphin Project (IDP) has two study areas within Ionian Sea, and whilst these are both located to the South of Corfu, we are still lucky enough to have many sightings of dolphins in our sailing area.

Below are some common species of dolphin that you may encounter during your sailing holiday with us. Don't forget to log the coordinates when you see and identify dolphins as you will be able to upload these to the IDP website so they can be recorded [HERE](#).

If you are fortunate enough to see dolphins, please be "Dolphin Smart" and follow the advice that the IDP set out:

- Stay back 50 meters
- Move away cautiously if dolphins show signs of disturbance
- Always put your engine in neutral when dolphins are near
- Refrain from feeding, touching or swimming with wild dolphins
- Teach others to be DOLPHIN SMART



Common bottlenose dolphin



Short beaked common



Striped dolphin



YOUR YACHT. OUR RESPONSIBILITY. YOUR WORLDWIDE SAILING ADVENTURES

No matter what size yacht you buy, our Ownership Benefits are the same for everyone!

- Guaranteed income of 9% annually, regardless of charter activity
- Owner's use of up to 12 weeks per year
- Access to other yachts or sister ships at destinations worldwide
- Zero operating, insurance or maintenance costs
- Professional maintenance by Sunsail included at no charge
- A dedicated owner care team for your vacation planning and assistance



INTELLIGENT YACHT OWNERSHIP.

Get more information on
sunsailyachtownership.com



SAILING AREA

Our sailing area is North of 19,55'00E , and East of 39,05'00N

If you are outside of our sailing area, you must let us know prior to your departure from the base. You will also not be covered by our 4 hour guarantee if outside of this area.

SPECIAL ATTENTION / NO-GO ZONES

Generally, you will enjoy line of sight sailing and deep water. But there are a few hazards you need to be aware of. The navigational hazards in our surrounding waters are discussed during the area brief. Below is a summary:

CORFU

- **Serpa Rock** - Stay East of the East Cardinal to avoid it .
- **Gouvia Marina** - There is a buoyed channel on the entry and exit of Gouvia Marina to avoid the mud bank.
- **NE coast of N. Vidho** - There are shallows and an unmarked rock.
- **Ak . Levkimmis** - There is a sand bar to avoid.



PAXOS

- **Vrak. Marmaro** - Passage between Ak. Lakka and Vrak. Marmaro should only be attempted in calm weather.
- **Vk. Litharia** - Beware of the reef and shallow waters.
- **Ifalos Paxoi** - Beware of the reef and shallow waters.
- **Ifalos Panayias** - Beware.
- **South entrance to Gaios** - Do not use, due to shallow water.

MAINLAND GREECE

- **Reef between the islands of Sivota and Nikolaso** - Reef prevents passage.
- **Mourtos Harbour** - Beware of the swell.
- **Entrance of Two Rock Bay** - Beware of the shallow rocks.
- **Northwest approach to Parga** - Beware of the shallow rocks



SUGGESTED ITINERARY

ONE WEEK ROUTE

DAY ONE
Kalami, Corfu

DAY TWO
Sivota, mainland

DAY THREE
Lakka / Gaois

DAY FOUR
Parga, mainland

DAY FIVE
Petriti, Corfu / Plataria, mainland

DAY SIX
Mandraki Harbour, Corfu

DAY SEVEN
Gouvia Marina, Corfu



SAIL YOUR OWN ODYSSEY

Set sail on a bareboat charter holiday around cosmopolitan Corfu, Homer's 'beautiful and rich land'. Our base at Gouvia Marina, just 15 minutes from Corfu Town, is widely considered a major link between the Adriatic and the Mediterranean.

Strike out for open-water sailing or Greek island hopping, stroll Corfu's Old Town or explore Gaios' Venetian architecture. Your Corfu yacht charter lets you enjoy ancient history, stunning waters and scenic ports along Greece's beautiful northern shores.





DESTINATIONS AROUND CORFU BASE

CORFU

The island has incurred a long period of Venetian dominance and this is depicted in the uniqueness of its architecture and monuments. The old town of Corfu is included in the World Heritage List of UNESCO, while Spianada is the biggest square in the Balkans. Fortresses, palaces and picturesque villages along with tiny islands and romantic beaches combine into a unique mosaic.

Corfu was a favorite destination of Empress Elizabeth of Austria, who built there a summer palace and named it Achilleion, after Achilles, the hero of the Trojan War.



GOUVIA MARINA

Not just the biggest marina on Corfu, Gouvia Marina is the largest capacity marina in Greece. Accompanied by its excellent facilities it is the perfect start and end for your charter. Eat, sleep, shop and relax in Gouvia Marina and acclimatise your body to our local 'Greek Time' schedule.



FACILITIES & SERVICES	COMMENTS	FACILITIES & SERVICES	COMMENTS
Mooring Fee	✓	WiFi	✓
Harbour Wall	✓	Electricity	✓
Free Anchoring	✗	Toilets & Showers	✓
Water Refill & Ice	✓	ATM	✓
Restaurants & Bars	✓	Provisioning	✓
Refuel	✓		


KALAMI BAY

Large horse shoe shaped bay with a pebbled beach and beautiful clear water makes Kalami an ideal location for a stop over, or lunch stop. The warm sea here is perfect for swimming, snorkelling and paddle boarding and the high hills that surround it protect the bay from north westerly winds.

There are some good options for restaurants for eating and drinking on the beach and from your yacht you will be able to recognise 'The White House', which is closely linked to the Durrell's during their time spent on Corfu.



FACILITIES & SERVICES	COMMENTS	FACILITIES & SERVICES	COMMENTS
Mooring Fee	✗	WiFi	✓
Harbour Wall	✗	Electricity	✗
Free Anchoring	✓	Toilets & Showers	✗
Water Refill & Ice	✗	ATM	✓
Restaurants & Bars	✓	Provisioning	✓
Refuel	✗		



AGNI

The small bay of Agni provides you with a small beach and three beach front restaurants. This is an ideal anchorage or you can go stern-to on one of the wooden jetties for a lunch stop.

FACILITIES & SERVICES	COMMENTS	FACILITIES & SERVICES	COMMENTS
Mooring Fee	✗	WiFi	✓
Harbour Wall	✗	Electricity	✗
Free Anchoring	✓	Toilets & Showers	✗
Water Refill & Ice	✗	ATM	✗
Restaurants & Bars	✓	Provisioning	✗
Refuel	✗		

KASSIOPH

The small fishing Village of Kassiopi is located at the tip of our sailing area on the northeast coast of Corfu underneath a Venetian Castle which provides a lovely walk and excellent views across the Ionian Sea.



FACILITIES & SERVICES	COMMENTS	FACILITIES & SERVICES	COMMENTS
Mooring Fee	✓	WiFi	✓
Harbour Wall	✓	Electricity	✓
Free Anchoring	✗	Toilets & Showers	✗
Water Refill & Ice	✗	ATM	✓
Restaurants & Bars	✓	Provisioning	✓
Refuel	✗		

MANDRAKI HARBOUR

Situated within the Old Venetian Fortress this harbour provides an idyllic setting for a stay and visit to Corfu town. Entry and exit to the harbour is taken via the fort crossing the large bridge over the moat. Make sure you enjoy a drink aboard your yacht and listen to the dulcet tones from the Corfu Music School resonate over the harbour before disembarking for dinner at the Yacht Club, or one of the many restaurants in Corfu Town.



FACILITIES & SERVICES	COMMENTS	FACILITIES & SERVICES	COMMENTS
Mooring Fee	✓	WiFi	✓
Harbour Wall	✓	Electricity	✓
Free Anchoring	✗	Toilets & Showers	✓
Water Refill & Ice	✓	ATM	✓
Restaurants & Bars	✓	Provisioning	✗
Refuel	✗		



NAOK

South of the Old Fortress and just around the corner from Mandraki Harbour is the Nautical Club of Corfu. The large concrete harbour wall makes this harbour instantly recognisable and its accessibility to Corfu Town makes it a very popular mooring for super yachts during the summer months.



FACILITIES & SERVICES	COMMENTS	FACILITIES & SERVICES	COMMENTS
Mooring Fee	✓	WiFi	✓
Harbour Wall	✓	Electricity	✓
Free Anchoring	✗	Toilets & Showers	✓
Water Refill & Ice	✓	ATM	✓
Restaurants & Bars	✓	Provisioning	✓
Refuel	✗		

GARITSA BAY

Drop your anchor in Garitsa Bay and you won't be disappointed with the magnificent backdrop of Corfu Town and its Old Fortress. This large bay is a popular spot to spend an evening and it is very easy to dinghy ashore to visit Corfu Town to carry out any shopping or to restock your provisions.



FACILITIES & SERVICES	COMMENTS	FACILITIES & SERVICES	COMMENTS
Mooring Fee	✗	WiFi	✓
Harbour Wall	✗	Electricity	✗
Free Anchoring	✓	Toilets & Showers	✗
Water Refill & Ice	✗	ATM	✓
Restaurants & Bars	✓	Provisioning	✓
Refuel	✗		

PETRITI

The sleepy working fishing village of Petriti is located on the east coast of Corfu. It is one of the few locations along this coastline to have a sandy beach and its gentle shallow waters provide a great location for a swim or paddle board. Drop your anchor and take your dinghy ashore to enjoy one of the tavernas located along the sea front and experience a fresh fish dish that comes straight from boat to table... food miles equal 10 metres... it doesn't get fresher than that!



FACILITIES & SERVICES	COMMENTS	FACILITIES & SERVICES	COMMENTS
Mooring Fee	✓	WiFi	✓
Harbour Wall	✓	Electricity	✓
Free Anchoring	✓	Toilets & Showers	✗
Water Refill & Ice	✓	ATM	✓
Restaurants & Bars	✓	Provisioning	✓
Refuel	✓		

PALAIOKASTRITA

Perhaps one of the most picturesque locations on Corfu Palaiokastrita is located on the west coast of the Island and as legend has it the last port of call for Homer before his return to Ithaka to complete his odyssey.

The marina is only suitable for boats under 12 metres so we recommend anchoring here.



FACILITIES & SERVICES	COMMENTS	FACILITIES & SERVICES	COMMENTS
Mooring Fee	✗	WiFi	✓
Harbour Wall	✓	Electricity	✗
Free Anchoring	✓	Toilets & Showers	✗
Water Refill & Ice	✗	ATM	✓
Restaurants & Bars	✓	Provisioning	✓
Refuel	✗		





PAXOS ISLAND

One of the least commercial Greek Islands set in the Ionian Sea. This island is truly beautiful, with scenery that makes it an artists paradise, its clear aquamarine sea and pebble beaches that have to be seen to be believed. The local people are so welcoming you feel at home straight away! A perfect place to wind down, nothing is done quickly here. Sit and drink a frappe (iced coffee) in one of the seafront cafes, watch a local fisherman bring his catch in to sell or queue in the local bakery for your fresh bread baked in a wood oven, listening to the locals arguing (they are actually only talking but speak so loud and fast it seems they are). This is the beauty of Paxos.

LAKKA

The northern most port on Paxos set in a welcoming horse shoe shaped bay flanked by high ground covered in olive and Cypress trees. The bay is almost completely sheltered and provides a bustling harbour wall and very picturesque anchorages, whilst the beach makes it an ideal location to swim and the sheltered sea invites you to paddle board.



FACILITIES & SERVICES	COMMENTS	FACILITIES & SERVICES	COMMENTS
Mooring Fee	✓	WiFi	✓
Harbour Wall	✓	Electricity	✓
Free Anchoring	✓	Toilets & Showers	✗
Water Refill & Ice	✓	ATM	✓
Restaurants & Bars	✓	Provisioning	✓
Refuel	✗		



LONGOS

This small harbour town makes a lovely stop for a short hop to land for breakfast or lunch.

FACILITIES & SERVICES	COMMENTS	FACILITIES & SERVICES	COMMENTS
Mooring Fee	✗	WiFi	✓
Harbour Wall	✓	Electricity	✗
Free Anchoring	✓	Toilets & Showers	✗
Water Refill & Ice	✗	ATM	✗
Restaurants & Bars	✓	Provisioning	✓
Refuel	✗		



GAIOS

The bustling port of Gaios is the biggest harbour on the island of Paxos but small enough to still remain quaint and charming. It is a very popular port of call for charter yachts, ferries and day tripper boats during the peak summer months. The town spreads along the waterfront with an array of shops, restaurants and bars to choose from.



FACILITIES & SERVICES	COMMENTS	FACILITIES & SERVICES	COMMENTS
Mooring Fee	✓	WiFi	✓
Harbour Wall	✓	Electricity	✓
Free Anchoring	✓	Toilets & Showers	✗
Water Refill & Ice	✓	ATM	✓
Restaurants & Bars	✓	Provisioning	✓
Refuel	✓		



MONGONISI

The small bay of Mongonisi is located at the very bottom of Paxos and it provides an excellent sheltered location to enjoy an evening aboard. There is a small harbour wall here and a taverna that can provide a lively evening at certain times of the week. The sheltered bay provides an excellent location to explore on your paddle board.



FACILITIES & SERVICES	COMMENTS	FACILITIES & SERVICES	COMMENTS
Mooring Fee	✗	WiFi	✓
Harbour Wall	✓	Electricity	✗
Free Anchoring	✓	Toilets & Showers	✗
Water Refill & Ice	✗	ATM	✗
Restaurants & Bars	✓	Provisioning	✗
Refuel	✗		



ANTI PAXOS

This small island lies directly south of Paxos. It is known for its beautiful beaches and explicitly clear waters. Here you have some of the finest clear blue seas in the world which makes it an excellent location for swimming, snorkelling and general relaxation. The two most popular beaches on Anti Paxos are located on its east coast and are called Vrika and Voutoumi Bay both of which provide very stunning and picturesque anchorages.



FACILITIES & SERVICES	COMMENTS	FACILITIES & SERVICES	COMMENTS
Mooring Fee	✗	WiFi	✗
Harbour Wall	✗	Electricity	✗
Free Anchoring	✓	Toilets & Showers	✗
Water Refill & Ice	✗	ATM	✗
Restaurants & Bars	✗	Provisioning	✗
Refuel	✗		





DIAPONTIA ISLANDS

To the northwest of Corfu, and at the most western point of Greece, there are a collection of islands known as the Diapontia Islands. Within this range are the islands of Othoni, Erikoussa and Mathraki.

NISOS ERIKOUSSA

The small harbor of Erikoussa is adorned with a stunning sandy beach. There are restaurants ashore where you will be able to enjoy locally freshly caught fish. You can also explore this island on foot with hiking trails around the island. The recently upgraded port makes this an ideal and comfortable stop whilst the bay is a perfect place to anchor, to have a swim and snorkel in the beautifully clear, warm waters.




FACILITIES & SERVICES	COMMENTS	FACILITIES & SERVICES	COMMENTS
Mooring Fee	✓	WiFi	✗
Harbour Wall	✓	Electricity	✓
Free Anchoring	✓	Toilets & Showers	✓
Water Refill & Ice	✓	ATM	✗
Restaurants & Bars	✓	Provisioning	✓
Refuel	✗		

NISOS OTHONI

The largest Diaponties Island is Othoni. The rough roads inland offer some unique trekking trails and being the furthest island from Corfu the picturesque bays are some of the quietest in the Ionian. You can spend your evening relaxing in one of the tavernas and enjoy the locally caught fish.



FACILITIES & SERVICES	COMMENTS	FACILITIES & SERVICES	COMMENTS
Mooring Fee	✓	WiFi	✗
Harbour Wall	✓	Electricity	✗
Free Anchoring	✓	Toilets & Showers	✗
Water Refill & Ice	✗	ATM	✗
Restaurants & Bars	✗	Provisioning	✓
Refuel	✗		



NISOS MATHRAKI

The harbour of Mathraki is situated perfectly next to the beach with stunning turquoise water. Enjoy your evening meal in the nearby tavernas overlooking the bay and sandy beaches.

FACILITIES & SERVICES	COMMENTS	FACILITIES & SERVICES	COMMENTS
Mooring Fee	✗	WiFi	✗
Harbour Wall	✗	Electricity	✗
Free Anchoring	✓	Toilets & Showers	✗
Water Refill & Ice	✗	ATM	✗
Restaurants & Bars	✓	Provisioning	✓
Refuel	✗		

MAINLAND GREECE



PLATARIAS

When navigating to Platarias you will pass through a natural valley hoping to discover the harbour at the end as it can be difficult to spot. Don't be fooled by this sleepy village that at first glance can appear to be deserted and which still respects the traditional siesta hours. Come early evening it turns into a vibrant village harbour.



FACILITIES & SERVICES	COMMENTS	FACILITIES & SERVICES	COMMENTS
Mooring Fee	✓	WiFi	✓
Harbour Wall	✓	Electricity	✓
Free Anchoring	✗	Toilets & Showers	✗
Water Refill & Ice	✓	ATM	✓
Restaurants & Bars	✓	Provisioning	✓
Refuel	✗		

SIVOTA MOURTOS

Referred to as Sivota Mourtos because of the huge uninhabited island (Sivota) that dominates the entrance to the vibrant town harbour called Mourtos. The locals combine these two names so as not to confuse it with another Sivota located further south. There are some beautiful anchorages around this area as well as the harbour wall of Mourtos. Enjoy a meal at one of the restaurants in Mourtos or stock up on provision at the mini-market prior to returning to your yacht. However, you choose to spend your evening make sure you enjoy a drink at Mourtos' famous cocktail bar.



FACILITIES & SERVICES	COMMENTS	FACILITIES & SERVICES	COMMENTS
Mooring Fee	✓	WiFi	✓
Harbour Wall	✓	Electricity	✗
Free Anchoring	✓	Toilets & Showers	✗
Water Refill & Ice	✗	ATM	✓
Restaurants & Bars	✓	Provisioning	✓
Refuel	✗		

PARGA

Whilst this small town is located on mainland Greece, it has a distinct island feel to it and a lively and vibrant feel at all times of the day. Stretch your legs whilst ashore and take a walk up to the castle ruins for spectacular views over the harbour or relax in one of the many restaurants on the shore side and enjoy being in the heart of the hustle and bustle of this lively town. With beaches and ample shopping opportunities there is something for everyone in Parga.

If you want to escape the bustle of the town of Parga drop your anchor in Valtou Bay and catch the water taxi to the town.



FACILITIES & SERVICES	COMMENTS	FACILITIES & SERVICES	COMMENTS
Mooring Fee	✓	WiFi	✓
Harbour Wall	✗	Electricity	✗
Free Anchoring	✓	Toilets & Showers	✗
Water Refill & Ice	✗	ATM	✓
Restaurants & Bars	✓	Provisioning	✓
Refuel	✗		



SECRET BAYS OF CORFU

Dotted all around our sailing area are bays and idyllic anchorages that will hold one, two or three (at a push) yachts. Charter boats in their droves sail past these bays all season long. If you take the time to slow down and look a bit closer at some of our rugged shorelines you will find it quite easy to spot these bays. They provide excellent anchorages and shelter and more frequently than not you will be the only yacht there with your private beach and a swimming pool provided by nature herself where you can while away the hours living the dream that is sailing in Corfu.



SEE YOU SOON!

We look forward to your visit.

We want you to have the best experience when you charter with us. That is why we include more as standard than any other charter company.

For help planning your charter, email us at sales@thsailmarine.com



SS_eGuide Corfu_111124



Sunsail Gouvia Marina | PO Box 60 | 49083 Tzavros | Corfu | Greece